



Husqvarna



# PRODUCT CATALOGUE 2017

## CONSTRUCTION PRODUCTS




# PREPARE FOR ANY CHALLENGE



All Husqvarna Construction Products production facilities are certified according to ISO 9001 and 14001.  
Husqvarna Construction Products is member of the oSa, the Organization for the Safety of Abrasives.





WALL SAWING	16
DIAMOND TOOLS FOR WALL SAWING	24
WIRE SAWING	30
DIAMOND TOOLS FOR WIRE SAWING	36
FLOOR SAWING	38
DIAMOND TOOLS FOR FLOOR SAWING	44
EARLY ENTRY SAWING	50
DIAMOND TOOLS EARLY ENTRY SAWING	53
SURFACE PREPARATION	54
DIAMOND TOOLS FOR SURFACE PREPARATION	62
DRILLING	68
DIAMOND TOOLS FOR DRILLING	80
HANDHELD POWER CUTTING	90
DIAMOND TOOLS FOR HANDHELD POWER CUTTING	98
DIAMOND TOOLS FOR ANGLE GRINDERS	106
MASONRY AND TILE SAWING	110
DIAMOND BLADES FOR MASONRY AND TILE SAWING	116
REMOTE DEMOLITION	118
TOOLS FOR DEMOLITION ROBOTS	124

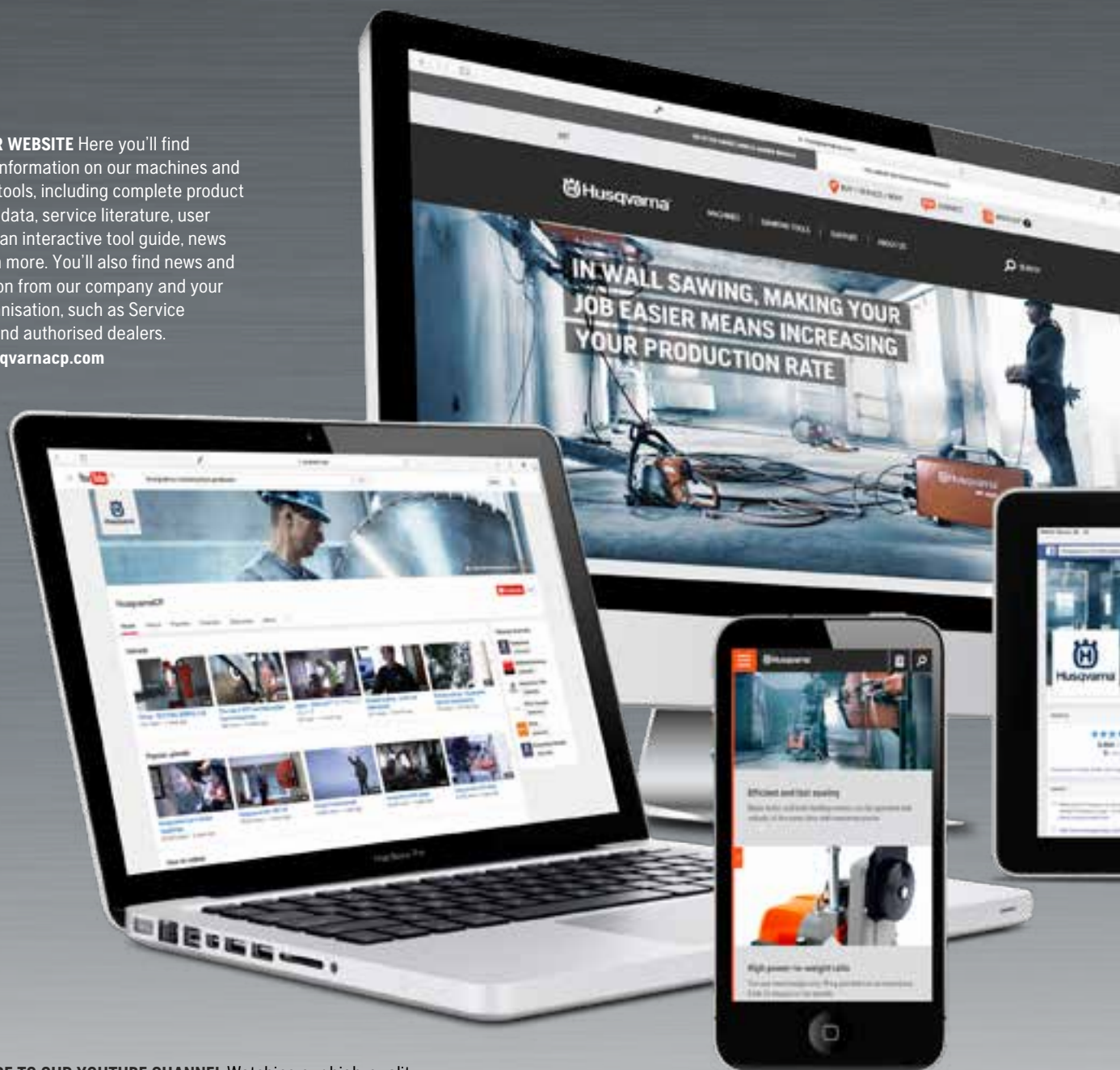
As a professional contractor you never know exactly what your next assignment will be, or what the workplace will look like. You may just have some details about what materials to cut, drill, grind or demolish, so you can judge what equipment and tools to use. At Husqvarna, we see as our mission to help you prepare your machine fleet for any challenge and also support you when something unexpected happens.

With Husqvarna you get access to a broad range of powerful equipment and diamond tools for most types of jobs, all available in one place. You get a choice of systems designed around you, to help you finish any job as quickly, efficiently and profitably as possible. And you get a partner that understands your business well enough to support you in any possible way. Together we will explore the smarter ways to work.



# WE'LL KEEP YOU INFORMED ONLINE!

**VISIT OUR WEBSITE** Here you'll find updated information on our machines and diamond tools, including complete product technical data, service literature, user manuals, an interactive tool guide, news and much more. You'll also find news and information from our company and your local organisation, such as Service Centres and authorised dealers.  
[www.husqvarnacp.com](http://www.husqvarnacp.com)



**SUBSCRIBE TO OUR YOUTUBE CHANNEL** Watching our high-quality videos is one of the best ways to find out about the features and benefits of our products, as well as getting useful tips and hints on usage, maintenance and repair procedures for your Husqvarna equipment. Stay tuned for our latest video updates by subscribing to our YouTube channel! [www.youtube.com/HusqvarnaCP](http://www.youtube.com/HusqvarnaCP)

**PICK UP YOUR SMARTPHONE** Our mobile website provides constant access to updated product information and useful support for your equipment, including an interactive tool guide to help you find the right tool for your job, a library of instructional videos, a searchable archive of user manuals for the machines in PDF format, and contact details of all our dealers.  
[www.husqvarnacp.com](http://www.husqvarnacp.com)



## Get the iPad app.

Scan the QR code to get your free Power Cutter User Guide iPad app. Or download a PDF version at [husqvarnacp.com](http://husqvarnacp.com)



**FOLLOW US ON FACEBOOK** Don't miss if you're in business! On our Facebook page you can get in touch with us at Husqvarna, and meet Husqvarna users from all over the world. Tell us what you think of our products and services, share your own stories and watch pics and videos from our exhibition shows and other Husqvarna events.  
[www.facebook.com/HusqvarnaConstruction](http://www.facebook.com/HusqvarnaConstruction)

# THE ILLUSTRATED GUIDE TO SAFER AND MORE ERGONOMIC CUTTING

Safety and ergonomics have always been key areas in our product development. Two factors that automatically lead to more efficient work. Now we have taken this approach one step further by introducing the comprehensive Power Cutter User Guide. This digital guide is a complement to the Operator's manual. It's a useful source of information for both full-time users and those who use power cutters less frequently. The educational material consists of many photos and video clips that show what is important to consider before, during and after cutting. Learn and be inspired to work as safely, ergonomically and efficiently as possible in any given situation with this informative app.



# NEW HUSQVARNA PRODUCTS FOR 2017

NEW!

## UPDATED HUSQVARNA K 6500

This power cutter is now equipped with magnesium blade guard that is steplessly adjustable, substantially lighter and allows the cutting depth to be increased to 155 mm. The water management system is updated with enlarged water nozzles and water housing to increase the water flow. The new M10 blade bolt with guiding tip facilitates blade assembly.



NEW!

## RING SAW BLADE R 1410 DIAGRIP™

Gold level blade designed with a focus on K 6500 Ring, for optimal cutting speed even in the hardest and most reinforced concrete. Features include self sharpening segments, to give a free-cutting tool regardless of direction of blade rotation.

NEW!

## S 1410 DIAGRIP™ AND S 1420 DIAGRIP™

New range of Gold level blades developed for K 6500 and hydraulic power cutters. Provides optimal cutting speed in hard and heavily reinforced concrete. Also available in Pre-Cut versions with 4.2 mm and 6.0 mm wide segments for efficient pre-cutting with K 6500 before finishing the deep cutting with K 6500 Ring or K 6500 Chain.

NEW!

## RESIN-BONDED POLISHING TOOLS

Resin-bonded polishing tools on a flexible backing pad. Used dry for overlayments and high-quality polished concrete surfaces. Available in 200, 400, 800, 1500, or 3000 grit for all our planetary grinders.



NEW!

## ELECTROPLATED WIRE C 840

New-developed diamond wire designed for fast and precise cutting jobs in heavily reinforced concrete. The combination of high-end electroplated beads and yellow injected synthetic rubber ensures high performance in demanding conditions such as underwater cutting. Ideal for use with Husqvarna CS 2512.



NEW!

## SINTERED WIRE C 640

Developed for professional cutting of reinforced concrete and all-round applications in the construction industry. Provides a good balance between performance and price. Suitable for use with Husqvarna CS 10 and CS 2512.



NEW!


### THIRD GENERATION OF HUSQVARNA K 970

This new release introduces digital ignition and a new purge for improved startability on all K 970 models. K 970 and K 970 Rescue get the easily adjustable, low weight magnesium blade guard for all blade sizes. The new M10 blade bolt with guiding tip enables easy blade assembly, while the new SmartTension feature facilitates precise tensioning of the drive belt. K 970 Rescue is also equipped with reflective stripes and a heavy-duty carrying strap, developed in cooperation with the New York City Fire Department.

NEW!

### HUSQVARNA K 1270

This is Husqvarna's largest power cutter in a totally new version, powered by a fuel-efficient X-Torq® engine with digital ignition. The steplessly adjustable magnesium blade guard is easy to handle and saves weight. The new M10 blade bolt with guiding tip facilitates blade assembly. The K 1270 also comes in a Rail version equipped with chromed steel blade guard and rail cutting attachment.



NEW!

### SPEED BRIDGE FOR HANDHELD CUTTING BLADES

A specially designed Speed Bridge between the segments is being introduced on selected Elite-Cut blades for power cutters and angle grinders. This design further improves cutting speed and smoothness, through reduced lateral friction, better cooling and improved dust evacuation. The colour of the bridge indicates which material the blade is optimized for.





NEW!

### **DXR DUST REDUCTION**

Accessory for binding airborne dust with water when operating a Husqvarna DXR. Includes the hardware and software needed for the DXR operator to control the water supply to the DXR tool via the remote control.

NEW!

### **DC 200 DRUM CUTTER**

Rotary drum cutter attachment for Husqvarna DXR. A highly productive tool for trenching, surface removal and profiling in rock, concrete and hard soil. The 56 tungsten carbide-tipped picks gently penetrate the material, producing a more even surface and smaller grains compared to a hydraulic breaker. Operates with lower noise and vibration levels and saves the remaining structure from cracks. Fits all DXR models.

NEW!

### **HUSQVARNA DRAIN TOOL**

Accessory kit for Husqvarna DXR to be used with the DC 200 Drum Cutter. Transports the internal oil leakage from the Drum Cutter gearbox back to the hydraulic tank in the DXR. Fits all DXR models.



NEW!

### **HUSQVARNA WSC 40**

A truly unique, heavy-duty attachment that converts your Husqvarna WS 482 HF and WS 440 HF from blade to chain sawing. Ideal for sawing of corners and small openings without overcutting. Installs easily on the saw unit, and fits into the blade's cut without re-positioning the rail. Max sawing depth is 400 mm.



NEW!

### **3X DRIVE MODE SOFTWARE FOR PP 440 AND PP 490**

In addition to the current blade and wire drive modes, the new software version features a chain drive mode for use with WSC 40. The new software enables a more easy and precise manoeuvring and better control of the output and feeding in all drive modes. This ensures an optimal feed rate with less wear on the saw unit and blade or bar and chain. The software comes as standard in new-delivered power packs. In older power packs (PP 440, PP 480, PP 490) an upgrade can be installed at your Husqvarna Service Center.



NEW!

### **HUSQVARNA DS 900 DD**

New version with Double Drive gears for increased durability. The gear ratio is updated to make cranking easier, with less force required to maintain appropriate pressure on the drill bit.



NEW!

### **HUSQVARNA FS 7000 DL**

The powerful, fuel-efficient FS 7000 D is now accompanied by a DL version with longer chassis. FS 7000 DL can be equipped with 1200 mm blade as standard and a 1500 mm blade when used with an extension kit. Husqvarna FS 7000 DL is compliant with the Tier 4/ Stage IIIB emission regulations.











# **SERVICE, SUPPORT AND SOLUTIONS DESIGNED AROUND YOU – AND YOUR BUSINESS**

At Husqvarna Service Centres you can always expect to meet service-minded and knowledgeable staff who provide world-class service, support and business solutions designed around you. That's how we offer problem-free ownership with maximum uptime.

It means you can focus on your business, your clients and your staff. With a broad supplier and long-term service partner like Husqvarna, you get one point of contact for all your equipment. To put it simply, you get everything at one place.

To be able to offer fast and correct service and repair at our service centres, we have developed a state-of-the-art process that uses the latest technology. This is a cornerstone in our goal to provide you with the best service experience in the business.



# PROTECTIVE EQUIPMENT THAT MAKES YOUR WORK SAFER AND MORE CONVENIENT

In our wide range of protective equipment you will find products aimed at making your job safer, more convenient and more practical – so you can always achieve the best possible results.



**GLOVES, CLASSIC** A one size durable glove made with a goat leather palm with spandex fabric on the back. Goat leather provides good protection against moisture as it contains natural fat and is therefore suitable for demanding jobs. Rubberised cuff with cotton binding for a perfect fit around the wrist. 579 37 99-10



**PROTECTIVE BOOTS** Boots for power cutting with approved fire resistant rubber and reinforced toe cap. Non-slip sole prepared for studs and ankle protection. Roomy fit and ridges on heel for easy removal. Approved according to EN 345 SB E. 544 96 53-xx Size 36, 37, 38, 39 and 46.



**SOFT SHELL JACKET** Wind and water repellent soft shell jacket made of a comfortable, stretchy membrane with a soft fleece lining. Perfect for different types of weather, over other clothing or on its own. Cordura reinforcement over shoulders, on back of sleeves and on sides. Sleeves are pre-curved for greater comfort and ease of movement. Adjustable lower parts and cuffs. Four zippered pockets at front and two inside pockets. 577 25 30-xx Size 46–58.





#### HEARING PROTECTION WITH HEADBAND

Comfortable and lightweight with a flexible padded headband. Design allows 20% adjustment of pressure. Approved according to current EN standards. 505 66 53-04



**PROTECTIVE GLASSES, CLEAR X** Protective glasses with non-scratch, clear lenses, extendable frames and lenses that can be angled. Approved as per EN 166 and Ansi Z87+. 544 96 37-01



**PROTECTIVE HELMET** With extra-large visor, neck guard and hearing protectors. Approved according to current EN and ANSI standards. 544 80 89-01



**HEARING PROTECTION WITH FM RADIO** Hearing protection with FM-radio, improved sound quality and a well designed headband that gives less pressure on your ears. The earmuffs are specially designed to follow the shape of the head, which give a perfect fit. Equipped with 3.5 mm audio input (AUX) for MP3, and communication radio. 578 27 49-01 (with headband), 578 27 49-02 (helmetbased).



# WE'RE EXPERTS IN DIAMOND TOOLS – SO YOU DON'T HAVE TO BE

Husqvarna is one of the world's leading developers and manufacturers of diamond tools for cutting and drilling in concrete and other construction materials. We supply millions of diamond tools – saw blades, drill bits, wires and grinding tools – to professional contractors, craftsmen and rental companies all over the world. A Husqvarna diamond tool is always a safe choice. If you're not sure which tool to pick for a specific job, just follow our recommendation charts or consult your Husqvarna sales contact.



For more information,  
visit [www.husqvarnacp.com](http://www.husqvarnacp.com)

## Diamond tools for any requirement.

If you're a concrete cutting specialist working full-time with cutting and drilling, you have other demands on the diamond tools than, for example, a paving or pipe laying contractor. To help you find the best tool for your job, Husqvarna diamond tools come in three performance categories: Gold, Silver and Bronze.

### GOLD

Husqvarna Gold level diamond tools are developed for specialist contractors. Made for intensive professional use in specialist applications. Provide maximum cutting speed and wear resistance in heavy cutting, grinding and drilling.

### SILVER

Husqvarna Silver level diamond tools are developed for general contractors. Made for professional use in all-round applications. Provide high cutting speed and wear resistance in all cutting, grinding and drilling.

### BRONZE

Husqvarna Bronze level diamond tools are developed for occasional users. Made to provide a good balance between performance and price in all common cutting and drilling applications.

## Recommendation chart.

For cutting in harder materials, a tool with softer bond works best because the diamonds are exposed faster, which means faster cutting. When working in softer or more abrasive materials, a tool with harder bond works best because of greater resistance to abrasion.

The tool's suitability for different materials is indicated by the following scale:

- ● ● = Optimal
- ● = Good
- = Acceptable
- = Not recommended

Recommendation charts can be found in the product tables and also in the interactive Tool Guide available on our website.

For handheld applications, the tool packaging clearly shows which material the blade is optimized for.







## Tools and equipment developed together.

If you want to ensure that you get the most out of your Husqvarna equipment, use it with Husqvarna diamond tools. We see the diamond tool, the machine and the user as a whole that must work optimally together. This view is an important foundation of our product development.

### WALL SAW BLADES AND CHAIN – PAGE 24

- W1400 Diagrip™
- W1100
- PRO 45 WSC 40

### WIRE SAW WIRES – PAGE 36

- Vacuum-brazed wires
- Closed loop wires
- Sintered wires
- Electroplated wires

### FLOOR SAW BLADES – PAGE 44

- F1400 Diagrip™
- F1100
- F600
- L600
- F400 Diagrip™
- Elite-Cut S
- Vari-Cut S
- Tacti-Cut S

### SOFF-CUT® BLADES – PAGE 53

- XL14
- XL10
- XL6

### FLOOR GRINDING AND POLISHING TOOLS – PAGE 62

- Elite-Grind G
- Vari-Grind G
- Polishing tools
- Ceramic dry grinding and polishing tools
- Cup wheels for surface preparation
- Floor treatment products

### CORE DRILL BITS – PAGE 80

- Elite-Drill D
- Vari-Drill D
- Tacti-Drill D
- D1210
- D800
- D600

### HANDHELD POWER CUTTER BLADES – PAGE 98

- Elite-Cut S
- Vari-Cut S
- Tacti-Cut S
- Diamond tools for special applications
- Diamond tools for angle grinders

### TABLE SAW BLADES – PAGE 116

- Elite-Cut GS
- Tacti-Cut GS



# HIGHLY VERSATILE WALL SAWING SYSTEMS DESIGNED TO INCREASE YOUR DAILY TURNOVER

A Husqvarna wall saw is ideal for all types of openings in almost all building materials, such as brick and reinforced concrete. In addition to their renowned power and durability, all Husqvarna wall sawing systems share a big advantage: they are all designed to make your job easier, allowing you to work faster. The saw motors are very lightweight with outstanding power-to-weight ratio. Our electric, high frequency wall saws are operated with a wireless, ergonomic remote control that is very easy to manoeuvre, while also providing total control of the operation. Amongst the other smart solutions is the convenient transport trolley for Husqvarna WS 220, which helps you take everything you need conveniently around the jobsite.

## Range overview.

Husqvarna offers one hydraulic and three high-frequency powered electric wall sawing systems, ranging from 395 mm to 730 mm cutting depth, with 6 kW to 20 kW spindle power and 19 kg to 28 kg saw head weight. For maximum productivity, choose the system/systems optimal for your kind of operation.



For more information,  
visit [www.husqvarnacp.com](http://www.husqvarnacp.com)





### HUSQVARNA PRIME™ PRODUCT RANGE

**– LIGHT EQUIPMENT FOR HEAVY JOBS** Our range of high-frequency PRIME™ equipment offers outstanding power-to-weight ratio and exceptional usability. Husqvarna WS 220 is compact and can handle most wall sawing jobs. You can also do drilling and handheld cutting using the same power source. In short, more jobs done with smaller and lighter equipment.

**WIRELESS** All Husqvarna wall saws are operated with a wireless remote control which is designed for an easy and comfortable operation.



**FLEXIBLE POWER** When you choose Husqvarna PP 490 as a power source for your large wall sawing systems Husqvarna WS 482 HF or WS 440 HF, you can also use it to power your wire saw Husqvarna CS 10 or wall saw chain attachment Husqvarna WSC 40, as well as Husqvarna PRIME™ handheld power cutters and drill motor.

**PRECISION** Husqvarna WSC 40 wall saw chain attachment enables the user to cut neatly in and around corners without overcutting. Reaches into really tight spots and small openings.







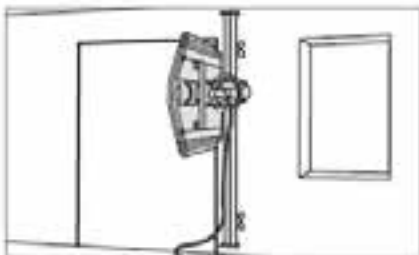
WALL SAWING SYSTEMS	WS 482 HF	WS 440 HF	WS 220	WS 463
<b>TECHNICAL SPECIFICATIONS</b>				
Min blade diameter, mm	600	600	500	600
Max starter blade, mm	1000	1000	600	1000
Max blade diameter, mm	1600	1200	900	1600
Max cutting depth, mm	730	530	395	730
Motor for saw blade	Electric	Electric	Electric	Hydraulic
Max spindle output, kW	19	13	6	20
Output speed, rpm	0-850/0-1225	0-1225	0-1150	630/1000/1400
Feeding system/control	Electric/Auto	Electric/Auto	Electric/Auto	Hydraulic/Auto
Weight saw head, kg	28	25	19	22
Long track, m/kg	2.0/18.5	2.0/18.5	2.16/11.0	2.0/18.5
Short track, m/kg	1.2/12.0	1.2/12.0	1.1/5.5	1.2/12.0
<b>RECOMMENDED EQUIPMENT</b>				
	PP 490	PP 440 HF, PP 490	PP 220	PP 455 E
<b>ARTICLE INFORMATION</b>				
	967 64 67-02, 380-400 V, 5 pin, Ø 800 mm*	967 64 66-02, 400-480 V, 5 pin, Ø 800 mm*	967 20 87-01, WS 220**	965 15 60-01, Ø 800 mm***
	967 64 67-03, 380-400 V, 5 pin, Ø 1000 mm*	967 64 66-03, 400-480 V, 5 pin, Ø 1000 mm*		965 15 60-02, Ø 1000 mm***

\*Supplied with:  
4 wall mounting brackets  
Track coupling  
Oil  
Blade guard  
Connectable track (1.2 m/2.0 m) incl. saw carriage  
Tool kit  
Track holder  
Blade guard guide  
Remote control  
Power cable  
Water hoses  
Transport box with charger  
CAN cable

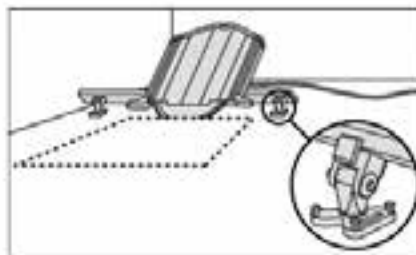
\*\*Supplied with:  
2 wall mounting brackets  
600 mm blade guard  
2x 1.1 m connectable track sections  
Track connection joint  
Transport trolley  
Accessory box  
Remote control  
Power cable  
Water hoses  
Transport box with charger  
CAN cable

\*\*\*Supplied with:  
4 wall mounting brackets  
Track coupling  
Oil  
Blade guard  
Connectable track (2.0 m/1.2 m) incl. saw carriage  
Tool kit  
Track holder  
Blade guard guide

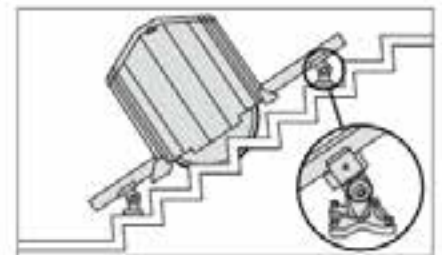
## APPLICATION OVERVIEW



Door and window openings. The undercut is made by flush cutting.



Bevel cutting. Our universal mounting enables you to make cuts at a steplessly adjustable angle.



Sawing of steps or other uneven contours.



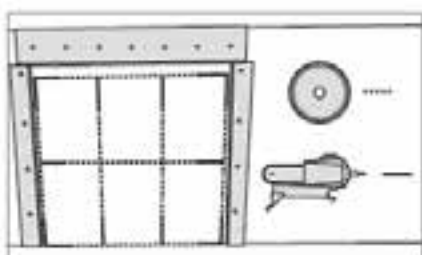


Husqvarna WSC 40 is a truly unique, heavy-duty attachment that converts your Husqvarna WS 482 HF and WS 440 HF from blade to chain sawing. Enables efficient and precise sawing of corners and small openings without overcutting. Installs easily on the spindle, and fits into the kerf without re-positioning the rail.

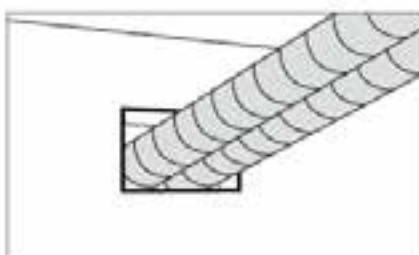


WALL SAW CHAIN ATTACHMENT	WSC 40
<b>TECHNICAL SPECIFICATIONS</b>	
Max cutting depth, mm	400
Max straight cutting depth, mm	300
Weight, standard cutting, incl. bar and chain, excl. guards, kg	17.8
<b>RECOMMENDED EQUIPMENT</b>	
	WS 482 HF, WS 440 HF
<b>ARTICLE INFORMATION</b>	
	967 25 23-01*

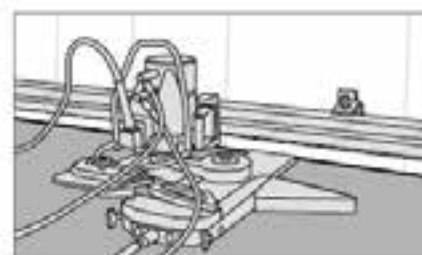
\*Supplied with: bar, chain, 2 standard guards, 2 flush cutting guards, tool kit and transport box.



WSC 40 enables efficient and precise sawing of corners without overcutting.



WSC 40 cuts small openings with high precision.



WSC 40 handles flush cutting in tight places, close to the floor, ceiling or wall.





**1** Blade guard for WS 482 HF, WS 440 HF and WS 463



**2** Blade guard for WS 220



**3** Blade guard for flush cutting, for WS 482 HF, WS 440 HF and WS 463



**4** Blade guard for flush cutting, for WS 220



**5** Blade guard guide



**6** Saw carriage



**7** Blade flange hub



**8** Harness for the remote control, worn over one shoulder



**9** Mounting bracket, standard, for WS 482 HF, WS 440 HF and WS 463



**10** Kit with 2 mounting brackets, universal and 1 template bracket, universal



**11** Mounting bracket, universal, for WS 482 HF, WS 440 HF and WS 463



**12** Template bracket, universal



**13** Track in 3 different lengths for WS 482 HF, WS 440 HF and WS 463



**14** Track holder for easier track mounting for WS 482 HF, WS 440 HF and WS 463



**15** Coupling link for joining tracks together for WS 482 HF, WS 440 HF and WS 463



**16** Measure pin to mounting bracket, universal, for WS 482 HF, WS 440 HF and WS 463



**17** Additional tracks for WS 220



**18** Mounting bracket, universal for WS 220



**19** Mounting bracket, standard, for WS 220



**20** Anchors



## Husqvarna WS 482 HF, WS 440 HF and WS 463.

ACCESSORIES		
1	Blade guard, 1600 mm (WS 482 HF, WS 463)	577 66 10-01
1	Blade guard, 1200 mm	577 66 04-01
1	Blade guard, 800 mm	577 65 97-01
1	Blade guard, 1000 mm	577 66 01-01
3	Blade guard for flush cutting, 800 mm	577 74 23-01
3	Blade guard for flush cutting, 1000 mm	577 74 24-01
3	Blade guard for flush cutting, 1200 mm	577 74 25-01
3	Blade guard for flush cutting, 1600 mm (WS 482 HF, WS 463)	577 74 26-01
5	Blade guard guide	580 67 77-01
6	Saw carriage	584 64 21-01
7	Blade flange hub, bore 130 mm	574 82 95-06
7	Blade flange hub, bore 60 mm	574 82 95-05
8	Harness (WS 482 HF and WS 440 HF)	510 28 00-01
9	Mounting bracket, standard	531 11 32-46
11	Mounting bracket, universal	531 11 32-00
12	Template bracket, universal	505 23 12-01
13	Track, 1.2 m	531 11 30-45
13	Track, 2.0 m	531 11 30-46
13	Track, 2.2 m	531 11 30-47
14	Track holder	531 11 32-48
15	Coupling link	531 11 32-47
16	Measure pin to universal bracket	531 11 32-65
20	Anchors, 50 pcs (M12)	502 43 54-01
21	Water hose, saw head to blade flange	505 21 84-01
23	Tool kit	501 37 52-01
24	Cleaning brush	531 11 32-68
28	Oil 220, 3 dl	522 82 77-02
	Box for remote control (WS 482 HF, WS 440 HF)	587 18 97-01

## EQUIPMENT FOR WIRE SAWING

30	CS 10	966 56 57-01
----	-------	--------------

## Husqvarna WS 220.

ACCESSORIES		
2	Blade guard, 600 mm	579 10 45-01
2	Blade guard, 900 mm	579 10 46-01
4	Blade guard for flush cutting, 600 mm	579 10 47-01
4	Blade guard for flush cutting, 900 mm	579 10 48-01
5	Blade guard guide	579 10 41-01
8	Harness	510 28 00-01
10	Kit with 2 mounting brackets, universal and 1 template bracket, universal	501 94 69-01
12	Template bracket, universal	501 59 81-01
15	Connection joint	583 96 55-01
17	Track, 1.1 m	577 57 27-01
17	Track with fixed stop, 1.1 m	577 57 26-01
18	Mounting bracket, universal	587 01 35-01
19	Mounting bracket, standard	583 96 57-01
20	Anchors, 50 pcs (M10)	584 40 94-02
22	Water hose, saw head to blade flange	585 60 69-01
24	Cleaning brush	531 11 32-68
25	Gardena-Tema water adapter	585 56 41-01
27	Excentric bolt	575 32 04-01
28	Oil 220, 3 dl	522 82 77-02
29	Transport trolley	579 10 49-02
	Box for remote control	587 18 97-01
	Toolbox	586 45 31-01



21 Water hose, saw head to blade flange for WS 482 HF, WS 440 HF and WS 463



22 Water hose, saw head to blade flange for WS 220



29 Transport trolley for WS 220



23 Tool kit, complete set of wrenches, allen keys and sockets



24 Cleaning brush



25 Gardena-Tema water adapter for WS 220

30 Your wall saw can be combined with the CS 10, transforming it into a perfect wire saw



26 Connection joint for WS 220



27 Excentric bolt for WS 220



28 Oil to lubricate the components of the pivoting arm







POWER PACKS	PP 490	PP 440 HF	PP 220	PP 455 E
<b>TECHNICAL SPECIFICATIONS</b>				
Power output, kW	20.0	15.0	6.5	25.0
Rated current, A	32/25/16 reduced	32/25/16 reduced	16/16 (3-phase/1-phase)	63/32 reduced
Voltage, V	400	400	180–400	400
Pressure, bar	—	—	—	230
Flow, l/min	—	—	—	65
Weight, kg	25	18	10	139 (including oil)
<b>RECOMMENDED EQUIPMENT</b>				
	WS 482 HF, WS 440 HF, CS 10 (together with WS 482 HF or WS 440 HF) K 6500, K 6500 Ring, K 6500 Chain, DM 650	WS 440 HF, CS 10 (together with WS 440 HF)	WS 220, K 6500, K 6500 Ring, K 6500 Chain, DM 650	WS 463, CS 2512
<b>ARTICLE INFORMATION</b>				
	967 64 98–01, PP 490, 380–400 V, 5 pin	967 64 97–03, PP 440 HF, 380–480 V, 5 pin	966 56 38–01, incl adapter cable for 1-phase	965 15 66–02, 400 V, 4 pin, with radio*
	967 64 98–02, PP 490, 380–400 V, 4 pin	967 64 97–02, PP 440 HF, 380–480 V, 4 pin		965 15 66–04, 400 V, 5 pin, with radio*
				965 15 66–06, 200 V, 4 pin, with radio*
				965 15 66–07, 230/400 V, with radio*

\*Supplied with:  
Remote control incl. CAN cable (6 m)  
Recharging adapter (12 V/230 V)  
Bag for remote control and accessories  
Hose package (8 m)

	WALL SAWING			WIRE SAWING	HANDHELD POWER CUTTING – PRIME™ PRODUCT RANGE			DRILLING – PRIME™ PRODUCT
	WS 482 HF	WS 440 HF	WS 220		K 6500	K 6500 RING	K 6500 CHAIN	
PP 490	●	●	—	With WS 482 HF or WS 440 HF	●	●	●	●
PP 440 HF	—	●	—	With WS 440 HF	—	—	—	—
PP 220	—	—	●	—	●	●	●	●



**1** Remote control**2** Harness for the remote control  
Worn over one shoulder**3** CAN cable**4** Water valve for flow control  
of water to the blade for PP 490  
and PP 440 HF**5** Water hose for PP 490 and PP 440 HF**6** Power cable for connection to saws  
for PP 490 and PP 440 HF**7** Socket 32 A for PP 490  
and PP 440 HF**8** Power cable for PP 220**9** Power harness adapter for PP 220**10** Water valve for flow control of water  
to the blade for PP 220**11** Gardena-Tema water adapter**12** External cooler, to be used where  
the need for additional cooling  
is increased**13** Supplementary cooler, to be used  
where the inlet water temperature  
is higher than 25°C or the outlet  
water flow from the machine  
is lower than 5 l/min**14** CAN cable for PP 455 E**15** Hose set including couplings  
for PP 455 E**16** Hydraulic oil filter**17** Water hose connection for PP 455 E

## Husqvarna PP 490 and PP 440 HF.

SPARE PARTS		
<b>1</b>	Remote control incl. extra battery	576 25 93-02
<b>2</b>	Harness	510 28 00-01
<b>3</b>	CAN cable	577 05 99-02
<b>4</b>	Water valve	505 42 42-01
<b>5</b>	Water hose, 8 m	505 11 53-01
<b>6</b>	Power cable, 8 m	579 16 44-01
<b>6</b>	Power cable, 15 m	577 41 87-01
<b>7</b>	Socket 32 A	531 11 71-31
	Remote control incl. extra battery, charger, power cable and CAN cable	587 11 35-01

## Husqvarna PP 220.

SPARE PARTS		
<b>3</b>	CAN cable	577 05 99-02
<b>8</b>	Power cable	578 37 23-01
<b>9</b>	Power harness adapter	579 00 23-01
<b>10</b>	Water valve	585 02 21-01
<b>11</b>	Gardena-Tema water adapter	585 56 41-01
	Remote control incl. extra battery	587 11 35-01
	Remote control incl. extra battery, charger, power cable and CAN cable	587 11 35-01

## Husqvarna PP 455 E.

ACCESSORIES AND SPARE PARTS		
<b>12</b>	External cooler	574 23 73-01
<b>13</b>	Supplementary cooler	504 81 20-01
<b>14</b>	CAN cable, 6 m	531 11 50-12
<b>15</b>	Hose set incl. couplings, 8 m	531 11 51-90
<b>16</b>	Hydraulic oil filter	531 11 81-42
<b>17</b>	Water hose connection	510 20 30-01




# DIAMOND BLADES AND CHAIN FOR WALL SAWING


With their advanced design, Husqvarna's wall saw blades ensure top performance in terms of product life and cutting properties. The W 1400 series has Diagrip™, a revolutionary technology for manufacturing segments, which delivers superior cutting capacity, longer life and a smooth, rapid cut. Also available in low-noise version with a three-layer sandwich core which produces 50% less noise than a standard solid core. The W 1100 series consists of blades with a high cutting speed and a good balance between cost and performance. Husqvarna PRO 20 and PRO 45 for WSC 40 are diamond chains optimized for use with WSC 40, enabling efficient cutting and long service life with minimal chain stretch.

## Revolutionary diamond tool technology for superior cutting capacity and durability.

One of the greatest benefits with the Diagrip™ technology is how fast and smooth the diamond tools go through all types of construction materials. Diagrip™ tools means trouble-free sawing, especially in heavily reinforced concrete.



The diamonds are specially treated to remain in place in the segments longer, and be distributed optimally, delivering maximum efficiency to every diamond. With Diagrip™ the diamonds are exposed and expended at an even rate, which makes the edge very even and powerful, even when cutting hard materials like reinforced concrete.



See pages 14–15 for more information.



W 1400 DIAGRIP™



W 1100

NEW



DIAMOND CHAINS

MACHINE POWER	W 1400 DIAGRIP™					W 1100			DIAMOND CHAINS	
	<10 KW	10–15 KW	>19 KW	13–25 KW	>19 KW	<10 KW	10–15 KW	>15 KW	PRO 20 WSC 40	PRO 45 WSC 40
PRODUCT	W 1405	W 1410	W 1415	W 1420	W 1430	W 1105	W 1110	W 1120		
SEGMENT SHAPE										
MATERIAL										
Reinforced concrete, hard	●●●	●●	●●●	●●●	●●	●●●	●●	●	●●●	●●
Reinforced concrete, medium	●●	●●●	●●●	●●	●●●	●●	●●●	●●	●●	●●●
Reinforced concrete, soft	●	●●●	●●	●	●●●	●	●●●	●●●	●	●●●
Brick	●	●●	●	●	●●●	—	●	●●	●	●●
RECOMMENDED EQUIPMENT										
	WS 220	WS 440 HF	WS 482 HF, WS 463	WS 482 HF, WS 463, WS 440 HF	WS 482 HF, WS 463	WS 220	WS 440 HF	WS 482 HF	WSC 40	WSC 40

●●● = Optimal ●● = Good ● = Acceptable — = Not recommended





## Husqvarna W 1405 Diagrip™.

Professional blades for hard concrete, <10 kW saws.

PRODUCT NUMBER - 60 MM CENTRE HOLE	PRODUCT NUMBER - FLUSH CUTTING DRAWING PL3011 FOR WS 440 HF, WS 463, WS 482 HF	DIAMETER, MM	SEGMENT LENGTH, MM	SEGMENT WIDTH, MM	SEGMENT HEIGHT, MM	BORE, MM
<b>STANDARD WALL SAW BLADES</b>						
581 24 53-01	581 24 53-02	600	49	5.0	10.0+3.0	60
581 24 54-01	581 24 54-02	650	49	5.0	10.0+3.0	60
581 24 55-01	581 24 55-02	700	49	5.0	10.0+3.0	60
581 05 91-02	581 05 91-01	750	49	5.0	10.0+3.0	60
580 97 53-02	580 97 53-01	800	49	5.0	10.0+3.0	60
581 24 56-01	581 24 56-02	900	49	5.0	10.0+3.0	60
581 05 92-02	581 05 92-01	1000	49	4.7	10.0+3.0	60
581 24 57-01	581 24 57-02	1200	49	4.7	10.0+3.0	60
581 24 58-01	581 24 58-02	1500	49	4.7	10.0+3.0	60
<b>LOW NOISE WALL SAW BLADES</b>						
581 24 53-07	581 24 53-08	600	49	5.0	10.0+3.0	60
581 24 55-06	581 24 55-09	700	49	5.0	10.0+3.0	60
580 97 53-07	580 97 53-08	800	49	5.0	10.0+3.0	60
581 24 56-03	581 24 56-04	900	49	5.0	10.0+3.0	60
581 05 92-04	581 05 92-05	1000	49	4.7	10.0+3.0	60
581 24 57-05	581 24 57-06	1200	49	5.0	10.0+3.0	60
PRODUCT NUMBER - 60 MM CENTRE HOLE	PRODUCT NUMBER - FLUSH CUTTING DRAWING PL70061 FOR WS 220	DIAMETER, MM	SEGMENT LENGTH, MM	SEGMENT WIDTH, MM	SEGMENT HEIGHT, MM	BORE, MM
<b>WALL SAW BLADES FOR WS 220, LOW-POWERED SAWS</b>						
581 24 53-09	581 24 53-30	600	49	3.8	10.0+3.0	60
581 24 53-18	581 24 53-31	600	49	4.5	10.0+3.0	60
580 97 53-10	580 97 53-20	800	49	3.8	10.0+3.0	60
581 24 56-11	581 24 56-14	900	49	3.8	10.0+3.0	60
<b>LOW NOISE WALL SAW BLADES FOR WS 220, LOW-POWERED SAWS</b>						
581 24 53-25	581 24 53-27	600	49	4.7	10.0+3.0	60
581 24 53-07	581 24 53-26	600	49	5.0	10.0+3.0	60
581 24 56-12	581 24 56-15	900	49	4.7	10.0+3.0	60

## Husqvarna W 1410 Diagrip™.

Professional blades for hard to medium hard concrete, 10–15 kW saws.

PRODUCT NUMBER - 60 MM CENTRE HOLE	PRODUCT NUMBER - FLUSH CUTTING DRAWING PL3011 FOR WS 440 HF, WS 463, WS 482 HF	DIAMETER, MM	SEGMENT LENGTH, MM	SEGMENT WIDTH, MM	SEGMENT HEIGHT, MM	BORE, MM
<b>STANDARD WALL SAW BLADES</b>						
581 24 61-01	581 24 61-02	600	49	5.0	10.0+3.0	60
581 24 62-01	581 24 62-02	650	49	5.0	10.0+3.0	60
581 24 63-01	581 24 63-02	700	49	5.0	10.0+3.0	60
581 24 64-01	581 24 64-02	750	49	5.0	10.0+3.0	60
581 24 65-01	581 24 65-02	800	49	5.0	10.0+3.0	60
581 24 66-01	581 24 66-02	900	49	5.0	10.0+3.0	60
581 24 67-01	581 24 67-02	1000	49	4.7	10.0+3.0	60
581 24 68-01	581 24 68-02	1200	49	4.7	10.0+3.0	60
581 24 69-01	581 24 69-02	1500	49	4.7	10.0+3.0	60
<b>LOW NOISE WALL SAW BLADES</b>						
581 24 61-10	581 24 61-13	600	49	5.0	10.0+3.0	60
581 24 63-08	581 24 63-09	700	49	5.0	10.0+3.0	60
581 24 65-10	581 24 65-11	800	49	5.0	10.0+3.0	60
581 24 66-05	581 24 66-06	900	49	5.0	10.0+3.0	60
581 24 67-04	581 24 67-05	1000	49	4.7	10.0+3.0	60
581 24 68-03	581 24 68-04	1200	49	5.0	10.0+3.0	60

**Husqvarna W 1415 Diagrip™.**

Professional blade for hard concrete &gt;19 kW.

PRODUCT NUMBER – 60 MM CENTRE HOLE	PRODUCT NUMBER – FLUSH CUTTING DRAWING PL3011 FOR WS 440 HF, WS 463, WS 482 HF	DIAMETER, MM	SEGMENT LENGTH, MM	SEGMENT WIDTH, MM	SEGMENT HEIGHT, MM	BORE, MM
---------------------------------------	-----------------------------------------------------------------------------------------	-----------------	-----------------------	----------------------	-----------------------	-------------

**STANDARD WALL SAW BLADES**

587 37 86-09	587 37 86-05	600	49	5.0	10.0+3.0	60
587 42 68-02	587 42 68-06	650	49	5.0	10.0+3.0	60
587 88 18-01	587 88 18-06	700	49	5.0	10.0+3.0	60
587 88 21-01	587 37 87-13	750	49	5.0	10.0+3.0	60
587 37 87-04	587 37 87-03	800	49	5.0	10.0+3.0	60
587 84 23-02	587 84 23-07	900	49	5.0	10.0+3.0	60
587 37 89-01	587 37 89-03	1000	49	4.7	10.0+3.0	60
587 37 90-01	587 37 90-03	1200	49	4.7	10.0+3.0	60
587 37 91-01	587 37 91-07	1500	49	4.7	10.0+3.0	60

**LOW NOISE WALL SAW BLADES**

587 37 86-09	587 37 86-20	600	49	5.0	10.0+3.0	60
587 88 18-03	587 88 18-09	700	49	5.0	10.0+3.0	60
587 37 87-07	587 37 87-15	800	49	5.0	10.0+3.0	60
587 84 23-04	587 84 23-09	900	49	5.0	10.0+3.0	60
587 37 89-04	587 37 89-08	1000	49	4.7	10.0+3.0	60
587 37 90-04	587 37 90-09	1200	49	5.0	10.0+3.0	60

**Husqvarna W 1420 Diagrip™.**

Professional blades for hard concrete, 13–25 kW saws.

PRODUCT NUMBER – 60 MM CENTRE HOLE	PRODUCT NUMBER – FLUSH CUTTING DRAWING PL3011 FOR WS 440 HF, WS 463, WS 482 HF	DIAMETER, MM	SEGMENT LENGTH, MM	SEGMENT WIDTH, MM	SEGMENT HEIGHT, MM	BORE, MM
---------------------------------------	-----------------------------------------------------------------------------------------	-----------------	-----------------------	----------------------	-----------------------	-------------

**STANDARD WALL SAW BLADES**

581 24 72-01	581 24 72-02	600	49	5.0	10.0+3.0	60
581 24 73-01	581 24 73-02	650	49	5.0	10.0+3.0	60
581 24 74-01	581 24 74-02	700	49	5.0	10.0+3.0	60
581 24 75-01	581 24 75-02	750	49	5.0	10.0+3.0	60
581 24 76-01	581 24 76-02	800	49	5.0	10.0+3.0	60
581 24 77-01	581 24 77-02	900	49	5.0	10.0+3.0	60
581 24 78-01	581 24 78-02	1000	49	4.7	10.0+3.0	60
581 24 79-01	581 24 79-02	1200	49	4.7	10.0+3.0	60
581 24 80-01	581 24 80-02	1500	49	4.7	10.0+3.0	60

**LOW NOISE WALL SAW BLADES**

581 24 72-05	581 24 72-06	600	49	5.0	10.0+3.0	60
581 24 74-04	581 24 74-05	700	49	5.0	10.0+3.0	60
581 24 76-07	581 24 76-08	800	49	5.0	10.0+3.0	60
581 24 77-05	581 24 77-06	900	49	5.0	10.0+3.0	60
581 24 78-05	581 24 78-04	1000	49	4.7	10.0+3.0	60
581 24 79-06	581 24 79-05	1200	49	5.0	10.0+3.0	60

PRODUCT NUMBER – 60 MM CENTRE HOLE	PRODUCT NUMBER – FLUSH CUTTING DRAWING PL70061 FOR WS 220	DIAMETER, MM	SEGMENT LENGTH, MM	SEGMENT WIDTH, MM	SEGMENT HEIGHT, MM	BORE, MM
---------------------------------------	-----------------------------------------------------------------	-----------------	-----------------------	----------------------	-----------------------	-------------

**WALL SAW BLADES FOR WS 220, LOW-POWERED SAWS**

581 24 72-07	581 24 72-16	600	49	3.8	10.0+3.0	60
581 24 72-15	581 24 72-20	600	49	4.5	10.0+3.0	60
581 24 76-19	581 24 76-20	800	49	3.8	10.0+3.0	60
581 24 77-08	581 24 77-09	900	49	3.8	10.0+3.0	60



## Husqvarna W 1430 Diagrip™.

Professional blades for hard to medium hard concrete, >19 kW saws.

PRODUCT NUMBER – 60 MM CENTRE HOLE	PRODUCT NUMBER – FLUSH CUTTING DRAWING PL3011 FOR WS 440 HF, WS 463, WS 482 HF	DIAMETER, MM	SEGMENT LENGTH, MM	SEGMENT WIDTH, MM	SEGMENT HEIGHT, MM	BORE, MM
<b>STANDARD WALL SAW BLADES</b>						
581 24 83-01	581 24 83-02	600	49	5.0	10.0+3.0	60
581 24 84-01	581 24 84-02	650	49	5.0	10.0+3.0	60
581 24 85-01	581 24 85-02	700	49	5.0	10.0+3.0	60
581 24 86-01	581 24 86-02	750	49	5.0	10.0+3.0	60
581 24 87-01	581 24 87-02	800	49	5.0	10.0+3.0	60
581 24 88-01	581 24 88-02	900	49	5.0	10.0+3.0	60
581 24 89-01	581 24 89-02	1000	49	4.7	10.0+3.0	60
581 24 90-01	581 24 90-02	1200	49	4.7	10.0+3.0	60
581 24 91-01	581 24 91-02	1500	49	4.7	10.0+3.0	60
<b>LOW NOISE WALL SAW BLADES</b>						
581 24 83-08	581 24 83-09	600	49	5.0	10.0+3.0	60
581 24 85-04	581 24 85-05	700	49	5.0	10.0+3.0	60
581 24 87-11	581 24 87-10	800	49	5.0	10.0+3.0	60
581 24 88-05	581 24 88-06	900	49	5.0	10.0+3.0	60
581 24 89-05	581 24 89-06	1000	49	4.7	10.0+3.0	60
581 24 90-05	581 24 90-06	1200	49	5.0	10.0+3.0	60

## Husqvarna W 1105.

Premium blades for hard concrete, <10 kW saws.

PRODUCT NUMBER – 60 MM CENTRE HOLE	PRODUCT NUMBER – FLUSH CUTTING DRAWING PL3011 FOR WS 440 HF, WS 463, WS 482 HF	DIAMETER, MM	SEGMENT WIDTH, MM	BORE, MM
<b>STANDARD WALL SAW BLADES</b>				
581 63 33-01	581 63 33-02	600	4.7	60
581 63 34-01	581 63 34-02	700	4.7	60
581 63 35-01	581 63 35-02	800	4.7	60
581 63 57-01	581 63 57-02	900	4.7	60
581 63 36-01	581 63 36-02	1000	4.5	60
581 63 37-01	581 63 37-02	1200	4.5	60
PRODUCT NUMBER – 60 MM CENTRE HOLE	PRODUCT NUMBER – FLUSH CUTTING DRAWING PL70061 FOR WS 220	DIAMETER, MM	SEGMENT WIDTH, MM	BORE, MM
<b>WALL SAW BLADES FOR WS 220, LOW-POWERED SAWS</b>				
581 63 33-04	581 63 33-08	600	3.8	60
581 63 33-05	581 63 33-09	600	4.5	60
581 63 35-04	581 63 35-06	800	3.8	60
581 63 57-04	581 63 57-06	900	3.8	60

## Husqvarna W 1110.

Premium blades for hard to medium concrete, 10–15 kW saws.

PRODUCT NUMBER – 60 MM CENTRE HOLE	PRODUCT NUMBER – FLUSH CUTTING DRAWING PL3011 FOR WS 440 HF, WS 463, WS 482	DIAMETER, MM	SEGMENT WIDTH, MM	BORE, MM
<b>STANDARD WALL SAW BLADES</b>				
581 63 44-01	581 63 44-02	600	4.7	60
581 63 45-01	581 63 45-02	700	4.7	60
581 63 46-01	581 63 46-02	800	4.7	60
581 63 49-01	581 63 49-02	900	4.7	60
581 63 50-01	581 63 50-02	1000	4.5	60
581 63 51-01	581 63 51-02	1200	4.5	60

## Husqvarna W 1120.

Premium blades for soft concrete, >15 kW saws.

PRODUCT NUMBER – 60 MM CENTRE HOLE	PRODUCT NUMBER – FLUSH CUTTING DRAWING PL3011 FOR WS 440 HF, WS 463, WS 482	DIAMETER, MM	SEGMENT WIDTH, MM	BORE, MM
<b>STANDARD WALL SAW BLADES</b>				
581 63 52-01	581 63 52-02	600	4.7	60
581 63 53-01	581 63 53-02	700	4.7	60
581 63 54-01	581 63 54-02	800	4.7	60
581 63 55-01	581 63 55-02	900	4.7	60
581 63 58-01	581 63 58-02	1000	4.5	60
581 63 56-01	581 63 56-02	1200	4.5	60


**NEW**

### Husqvarna PRO diamond chains for WSC 40.

Professional diamond chain optimized for use with WSC 40, developed for sawing in reinforced concrete and other construction materials with different hardness.

PRODUCT NUMBER	CHAIN PITCH, INCH	CHAIN/BAR LENGTH, MM / INCH	NUMBER OF SEGMENTS	SEGMENT WIDTH, MM
<b>PRO 20 WSC 40</b>				
589 55 46-01	0.444"	400 / 16	37	5.7
<b>PRO 45 WSC 40</b>				
588 15 04-03	0.444"	400 / 16	37	5.7

GUIDE BAR	
400 mm / 16" (0.444")	589 00 00-01

CHAIN ACCESSORY	
Chain segment and link repair kit (0.444")	588 10 68-11
Chain link repair kit (0.444")	588 10 68-12



# NO LIMITS IN SAWING DEPTH – OR IN BUSINESS POTENTIAL

Our premium quality wire sawing systems are ideally designed for high productivity. They are flexible, powerful and easy to use, which helps getting the job done quickly and profitable– but still with great results. Thanks to clever design that increases the friction between the wire and the drive wheel, your wire sawing becomes effortless and efficient. The modular pulley system can easily be adapted to a wide range of applications, so there is virtually no limit in terms of sawing depth or profile. Also our diamond wires enable you to cut very complex structures, both in steel and heavily reinforced concrete.

## Range overview.

Husqvarna offers two wire sawing systems with different setups: Husqvarna CS 2512 is powered by an integrated hydraulic 20 kW motor, weighs 150 kg and has a 12 m wire magazine. Husqvarna CS 10 is powered by the high-frequency electric sawheads of either the 19 kW WS 482 HF or the 13 kW WS 440 HF wall sawing systems. It weighs 110 kg without sawhead and has a 10 m wire magazine

**CAPACITY** Husqvarna's CS 2512 wire saw has a large magazine capacity, so larger cuts can be made without cutting the wire.

**MODULAR** CS 2512 is modular, so it is easy to install and handle. It can be positioned both vertically and horizontally. The motor can be detached for easier transport.

**ADJUSTABLE** CS 2512 is equipped with swivel pulleys. This, combined with the ability to make both vertical and horizontal cuts, ensures superb flexibility.





**TWO IN ONE** Add a CS 10 to your Husqvarna WS 482 HF or WS 440 HF system and you will practically have two machines in one. An efficient investment that is flexible and easy to use, ideal also for smaller jobs.



**FLEXIBLE** CS 10 can be combined with the WS 482 HF and WS 440 HF wall saws, forming a complete and flexible wire and wall cutting system. Suitable power packs are PP 490 and PP 440 HF.

**DURABLE** All Husqvarna diamond wires feature a special yellow rubber bond. This provides increased lifetime through better adhesion to the core and beads, as well as higher resistance to UV radiation. The visibility during underwater cutting operations is also improved.



For more information,  
visit [www.husqvarnacp.com](http://www.husqvarnacp.com)





Husqvarna  
PP 455 E

## Husqvarna CS 2512.

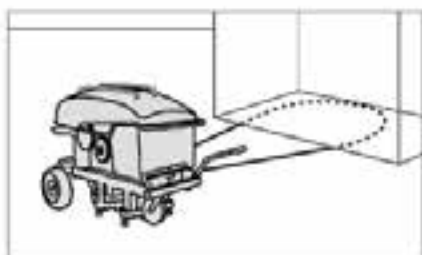
WIRE SAW	CS 2512
<b>TECHNICAL SPECIFICATIONS</b>	
Power kW	20
Motor for wire drive	Hydraulic multiple gear
Max drive torque at drive wheel, Nm	200
Starting torque, Nm	190
Feed system/control	Hydraulic / Auto
Wire speed, m/s	20 or 25
Magazine capacity, m	12 m
Wire length, m	15 m
Flow, l/min	65
Pressure, bar	230
Dimensions (L×W×H), mm	1100×750×900
Weight, kg	150
<b>RECOMMENDED EQUIPMENT</b>	
	PP 455 E*
<b>ARTICLE INFORMATION</b>	
	965 15 62-01
	965 15 62-02, (incl. 15 m C 1000 wire)

\*More information about PP 455 E on page 22.

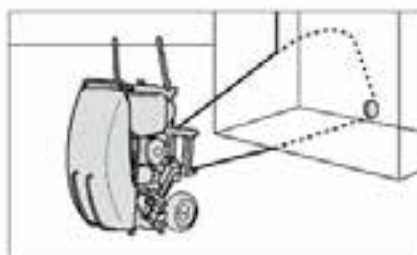


With CS 10 you can saw both vertically and horizontally. The saw head can be mounted on either side of the track and you can choose the wire's direction of rotation. All of this makes for highly flexible and efficient wire sawing.

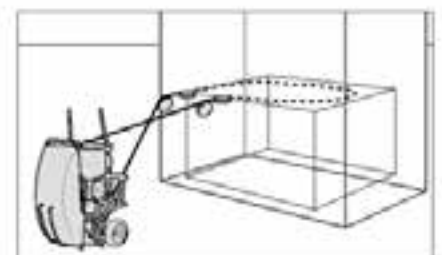
## APPLICATION OVERVIEW



Wire sawing for large jobs such as foundations and bridges.



Cutting in thick walls and openings with exact corners.



Deep wire sawing in confined spaces.



WIRE SAW	CS 10
<b>TECHNICAL SPECIFICATIONS</b>	
Output power with WS 482 HF and PP 490	19 kW
Output power with WS 440 HF and PP 440 HF	13 kW
Speed	0–1200 rpm
Wire speed at 1200 rpm	24 m/s
Magazine capacity	10 m
Wire length, max/min	11.7/1.7 m
Column height	1200 mm
Weight, WS 482 HF/WS 440 HF	138/135 kg
<b>RECOMMENDED EQUIPMENT</b>	
	WS 482 HF and PP 490*
	WS 440 HF and PP 440 HF*
<b>ARTICLE INFORMATION</b>	
	966 56 57–01, 2 swivel pulleys version
	966 56 57–10, incl. WS 482 HF, PP 490 and swivel pulleys
	966 56 57–08, incl. WS 440 HF, PP 440 and swivel pulleys

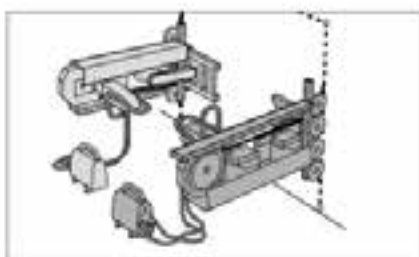
\*More information about WS 482 HF and WS 440 HF on page 18.



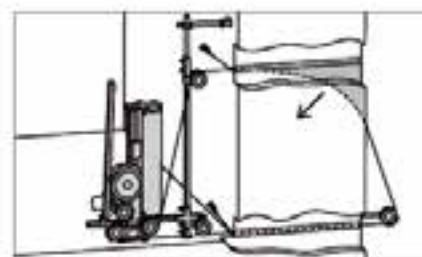
CS 10 can be combined with WS 482 HF and WS 440 HF wall saws, forming a complete wire and wall cutting system.



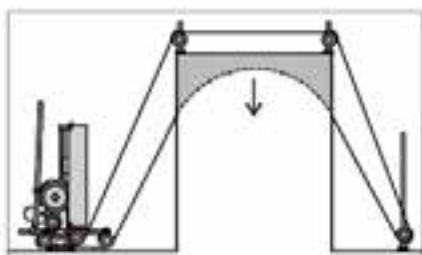
CS 10 has a flexible design and can easily be mounted on objects like pipes.



CS 10 can be installed to cut on the right or the left. This gives great flexibility during installation and in selecting the direction of cutting.



Vertical cutting with CS 10 and external pulleys.



Push cutting with CS 10 and external pulleys.



Push cutting with CS 10 and the push cutting kit.



Horizontal cutting with CS 10 and external pulleys.



## Husqvarna CS 2512 and CS 10.

### ACCESSORIES

1	Offset pulley double, slot	588 73 04-01
2	Offset pulley double, slot/bearing	588 73 05-01
3	Offset pulley single	587 44 30-01
4	Offset pulley kit, round tube	588 53 99-01
5	Push cutting kit	587 46 85-01
6	Support kit	587 46 83-01
7	Swivel pulley bearing for round tubes	531 11 44-67
8	Swivel pulley sliding for round tubes	531 11 44-69
9	Offset pulley, round tube	586 53 87-01
10	Pivot wheel, bearing	586 53 58-01
11	Pivot wheel, slot	586 53 84-01
12	Pulley assy	581 31 59-01
13	Offset pulley	586 53 67-01
14	Foot	501 35 76-01
15	Footplate	585 64 19-01
16	Jointing sleeve, cross	585 64 05-01
17	Jointing sleeve	585 64 30-01
18	Baseplate bracket	586 53 72-01
19	Baseplate assy	586 54 17-01
20	Bracket parallel assy	586 53 92-01
21	Angle bracket single pulley	586 54 21-01
22	Angle bracket double pulley	587 44 33-01
23	Round tubes, 3 m	531 11 95-80
23	Round tubes, 2 m	531 12 06-42
23	Round tubes, 1 m	531 12 06-41
23	Round tubes, 0.25 m	531 11 44-72
24	Column round tube	531 11 44-71
25	Square tubes, 1.15 m	576 29 35-01
25	Square tubes, 2 m	587 46 69-01
26	Anchor plate	586 87 00-01
27	Stabilisation bracket	584 25 38-01
28	Stabilisation bracket (CS 10)	584 25 93-01
29	Double clamp	531 11 44-60
30	Coupling 90°	531 11 95-71
31	Coupling, swiveling	522 80 99-01
32	Support Ø 300 mm	586 54 08-01
33	Support Ø 250 mm	586 54 05-01
34	Wheel cover	586 53 99-01
35	Holder assy	586 54 11-01
36	Pressure control block (PP 455 E)	531 11 44-26
37	Water lance	531 12 15-25
38	Wrench 18 mm	531 11 90-65
39	Wrench 22-24 mm	531 11 95-73
40	Rubber ring, drive pulley	587 70 15-01

### SPARE PARTS

Wear rubber drive wheel, Ø 400 mm (CS 10)	531 12 00-50
-------------------------------------------	--------------

1 Offset pulley double, slot



2 Offset pulley double, slot/bearing



3 Offset pulley single



4 Offset pulley kit, round tube



- 5 Push cutting kit:
- Baseplate assy
  - Bracket parallel assy
  - Pivot wheel, bearing
  - Pivot wheel, slot
  - Wheel cover
  - Support Ø 300 mm
  - Support Ø 250 mm
  - Holder assy



- 6 Support kit:
- Anchor plate
  - Stabilisation bracket
  - Stabilisation bracket for CS 10
  - Coupling, swiveling





**7** Swivel pulley bearing for round tubes



**8** Swivel pulley sliding for round tubes



**9** Offset pulley for round tube



**10** Pivot wheel, bearing



**11** Pivot wheel, slot



**12** Pulley assy



**13** Offset pulley



**14** Foot



**15** Footplate



**16** Joining sleeve, cross



**17** Joining sleeve



**18** Baseplate bracket



**19** Baseplate assy



**20** Bracket parallel assy



**21** Angle bracket single pulley



**22** Angle bracket double pulley



**23** Round tubes



**24** Column round tube



**25** Square tubes



**26** Anchor plate



**27** Stabilisation bracket for CS 2512



**28** Stabilisation bracket for CS 10



**29** Double clamp



**30** Coupling 90°



**31** Coupling, swiveling



**32** Support Ø 300 mm



**33** Support Ø 250 mm



**34** Wheel cover



**35** Holder assy



**36** Pressure control block



**37** Water lance



**38** Wrench 18 mm



**39** Wrench 22–24 mm



**40** Rubber ring, drive pulley





# DIAMOND TOOLS FOR WIRE SAWING

Husqvarna offers a complete range of diamond wires, engineered for use with a variety of materials and numerous applications. Husqvarna diamond wires use injected synthetic rubber and springs for the assembly. A synthetic rubber wire is very flexible, making it easy to use, as well as minimising the risk of uneven wear to the wire beads. Husqvarna wires have at least 40 beads per metre. More beads per metre means increased contact between the cutting diamonds and the wire, resulting in higher speed and increased product life. Also, the distance between the beads is smaller, making for a more even cut. Available also in closed loop versions to eliminate the weakest link– the connection.

## GOLD

See pages 14–15 for more information.



NEW



### VACUUM-BRAZED

### SINTERED

### ELECTROPLATED

MACHINE POWER	> 20 kW	15 kW			ALLROUND			15 kW
PRODUCT	C 1200	C 1000	C 950	C 900	C 777	C 770	C 640 - NEW	C 840 - NEW
<b>MATERIAL</b>								
Concrete	●	●●	●●●	●●●	●●●	●●●	●●●	●●●
Reinforced concrete	●●	●●●	●●●	●●●	●●●	●●●	●●●	●●●
Highly reinforced concrete	●●●	●●●	●●	●●	●	●	—	●●
Metal	●●●	●●●	●●	●●	—	—	—	●●
<b>RECOMMENDED EQUIPMENT</b>								
	CS 2512	CS 10, CS 2512			CS 10, CS 2512			CS 2512

●●● = Optimal ●● = Good ● = Acceptable — = Not recommended

### Husqvarna vacuum-brazed wires.

Highly efficient vacuum-brazed professional wires for cutting steel, alloy and heavily reinforced concrete.

PRODUCT NUMBER	NUMBER OF BEADS/M	DIAMETER BEADS, MM	ASSEMBLY	CUTTING SYSTEM
<b>C 1200</b>				
543 07 77-08	53	10.3	Springs + rubber, vacuum-brazed beads	Dry/wet
<b>C 1000</b>				
588 90 96-01	44	10.3	Springs + rubber, vacuum-brazed beads	Dry/wet
<b>C 950</b>				
577 67 81-01	40	10.3	Springs + rubber, vacuum-brazed beads	Dry/wet
<b>C 900</b>				
521 95 36-01	40	9.8	Springs + rubber, vacuum-brazed beads	Dry/wet

### Husqvarna closed loop wires.

Professional wire without connection ideally suited for cutting in steel, sandwich and hollow structures.

PRODUCT NUMBER	NUMBER OF BEADS/M	DIAMETER BEADS, MM	ASSEMBLY	CUTTING SYSTEM
<b>C 1200 SPL</b>				
521 98 30-01	53	10.3	Springs + rubber, vacuum-brazed beads, closed loop	Dry/wet
<b>C 1000 SPL</b>				
521 98 29-01	44	10.3	Springs + rubber, vacuum-brazed beads, closed loop	Dry/wet
<b>C 950 SPL</b>				
577 67 82-01	40	10.3	Springs + rubber, vacuum-brazed beads, closed loop	Dry/wet
<b>C 900 SPL</b>				
577 05 91-01	40	9.8	Springs + rubber, vacuum-brazed beads, closed loop	Dry/wet

### Husqvarna connector.

For vacuum-brazed wires.

PRODUCT NUMBER	OUTER DIAMETER, MM	INNER DIAMETER, MM	LENGTH, MM	CABLE DIAMETER, MM	TYPE	PRESS, TONNE	DIES PRESS	USE ON WIRE
577 32 55-01	8.4 (diamond bead 9.5)	5.1	24	5	SCR	4.5	PC(HT45)H5F-70	C 900

### Sintered wires.

Long-life sintered professional wire for cutting concrete.

PRODUCT NUMBER	NUMBER OF BEADS/M	DIAMETER BEADS, MM	ASSEMBLY	CUTTING SYSTEM
<b>C 770</b>				
543 06 44-04	40	11	Springs + rubber, sintered beads	Wet
<b>C 777</b>				
586 60 69-01	40	11	Springs + rubber, sintered beads	Wet
<b>C 640</b>				
582 59 69-01	40	10.5	Springs + rubber, sintered beads	Wet

### Electroplated wire.

Wire developed for high cutting speed in reinforced concrete.

PRODUCT NUMBER	NUMBER OF BEADS/M	DIAMETER BEADS, MM	ASSEMBLY	CUTTING SYSTEM
<b>C 840</b>				
582 59 68-01	40	10.5	Springs + rubber, electroplated beads	Wet

### Accessories for diamond wires.

Husqvarna has a complete range of connectors designed for the wires. There are also appropriate hydraulic hand presses and corresponding dies for crimping the connectors.

PRODUCT NUMBER	OUTER DIAMETER, MM	INNER DIAMETER, MM	LENGTH, MM	CABLE DIAMETER, MM	TYPE	PRESS, TONNE	DIES PRESS
<b>CONNECTOR, CYLINDER 16</b>							
543 08 07-19	9	5.1	16	5	CYL9	4.5	PC(HT45)H5F-66*
<b>CONNECTOR, CYLINDER 20</b>							
543 02 16-70	9	5.1	20	5	CYL9	4.5	PC(HT45)H5F-66*
<b>CONNECTOR, SCREWED</b>							
543 02 15-15	9.5	5	24	5	SCR	4.5	PC(HT45)H5F-70*
<b>CONNECTOR, CARDAN</b>							
543 02 15-84	9.5	5	27	5	CRD	4.5	PC(HT45)H5F-70*

\*Explanation of code: H5F-66/ H5F-70 means that the die length is 5 mm and the distance between parallel sides of the hexagon is 6.6/7.0 mm.

Dies, press 66	543 00 28-89
Dies, press 70	543 00 28-78
Press, cembre 4.5 Tonne	543 00 06-70
Spare pin for cardan	543 02 15-90
Wire cooling dry steel cutting	576 37 83-01



# WHERE INNOVATIVE ENGINEERING MEETS TOUGH PRODUCTIVITY DEMANDS

In walk-behind floor sawing, maximum productivity can only be achieved by a well thought out and balanced formula of power, ergonomics, torque, manoeuvrability and reliability. All factors must efficiently play together to get the most out of your working day. It's about the interplay between you, the machine and the diamond blade as a whole. This is what makes Husqvarna floor saws the ideal choice for maximum productivity.



## LOW MAINTENANCE

Most Husqvarna floor saws feature the maintenance-free IntelliSeal® blade shaft system that eliminates the need for daily greasing of the blade shaft bearings.




## HIGH EFFICIENCY

The transmission system with right-angle gearbox enables vibration-free power transfer to the blade shaft with optimum torque and minimal power loss.

## Range overview.

The complete range of Husqvarna floor saws consists of 13 models with cutting depths from 122 mm to 625 mm, powered by engines from 4.2 kW petrol to 55.4 kW diesel, weighing from 54 kg to 1038 kg. All our floor saws provide class-leading power and torque at the bladeshaft which means greater productivity when deep sawing. Here you can easily find the floor saw that provides you with the highest production rate.

### Self-propelled floor saws



\* Available in Australia, Latin America, Africa and parts of Asia.



**ERGONOMICAL** The handlebars are adjustable to suit every operator's preference, while the layout of the controls allow for intuitive operation. All saws are developed to be highly maneuverable with low vibrations—ultimately reducing user fatigue.



**STRAIGHT CUTS** On FS 5000 D and FS 7000 D, the operator-friendly control panel includes a digital monitor. Pictured above is the Electronic Tracking Assistance mode. Straight cuts are easier to make, for higher productivity without extensive strain on the operator.



## Count on productivity. Cut down on emissions.

Husqvarna FS 7000 D and FS 5000 D are faster and cleaner. The powerful modern diesel engines have low emissions compliant with Tier 4/Stage IIIB and provide fast, efficient sawing. The intuitive digital control panel and other convenient features help you work more efficiently.

### Self-propelled floor saws

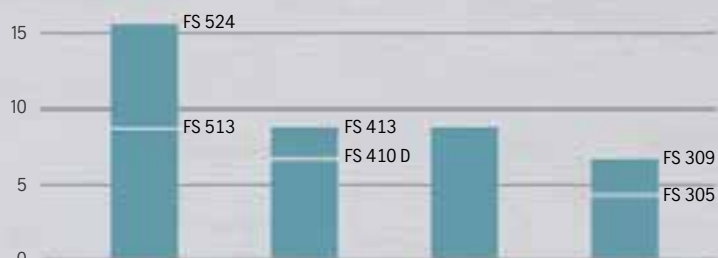
### Push saws



MAX BLADE DIAMETER [mm]

MAX CUTTING DEPTH [mm]

POWER [kW]



For more information, visit [www.husqvarnacp.com](http://www.husqvarnacp.com)





NEW



FLOOR SAWS	FS 7000 DL	FS 7000 D	FS 6800 D***	FS 5000 D
<b>TECHNICAL SPECIFICATIONS*</b>				
Max depth of cut, mm	625 (500 without extension kit)	411	415	374
Blade depth control	Electrohydraulic	Electrohydraulic	Electrohydraulic	Electrohydraulic
Max blade diameter, mm	1500 (1200 without extension kit)	1000	1000	900
Arbor size, mm	25.4	25.4	25.4	25.4
Transmission max speed, m/min	76	76	91	40
Engine manufacturer	Deutz	Deutz	Yanmar	Yanmar
Engine cooling	Liquid/Air	Liquid/Air	Liquid/Air	Liquid/Air
Max power, kW**	55.4	55.4	50.7	35.5
Power at blade shaft, kW	50.0	50.0	44.7	31.0
Number of ribs on belts	16	16	16	12
Dimensions, mm (L×W×H)	2710×974×1499 (2370×974×1499 without extension kit)	1961×974×1499	1701×965×1448	1753×844×1313
Weight, kg	1338 (1150 without extension kit)	1032	857	771
<b>ARTICLE INFORMATION</b>				
	967 05 60-09, 1200 mm blade guard, 3-speed gearbox, clutch, electrical tracking and fifth wheel	967 20 79-53, 900 mm blade guard, 3-speed gearbox, clutch and electrical tracking	965 15 23-54, 1000 mm blade guard, 3-speed gearbox and electrical tracking	967 20 73-41, 450 mm blade guard and front pivot
	967 05 60-08, 1500 mm blade guard, 3-speed gearbox, clutch, electrical tracking and fifth wheel	96 720 79-54, 1000 mm blade guard, 3-speed gearbox, clutch and electrical tracking	965 15 23-53, 900 mm blade guard, 3-speed gearbox and electrical tracking	967 20 73-38, 750 mm blade guard, 3-speed gearbox, clutch and electrical tracking
		967 20 79-43, 450 mm blade guard, single speed for loop cutting		

Selection of variants shown in table. Contact salesman for all variants available. \*Full technical specifications are available on our web site. \*\*As rated by the engine manufacturer. \*\*\*Available in Australia, Latin America, Africa and parts of Asia.

## Husqvarna FS 7000 DL and FS 7000 D.

ACCESSORIES AND SPARE PARTS		
2	Blade guard slip-on, 500 mm	586 34 32-01
2	Blade guard slip-on, 600 mm	586 34 33-01
2	Blade guard slip-on, 750 mm	586 34 34-01
2	Blade guard slip-on, 900 mm	586 34 35-01
2	Blade guard slip-on, 1000 mm	586 34 36-01
3	Dual light kit	585 92 46-01
4	Water pump kit	586 01 23-01
5	Weight kit, 30 kg	581 67 89-02
5	Weight kit, 15 kg	581 67 89-01
6	Factory installed fifth wheel kit without weight bracket kit (FS 7000 D)	582 55 72-01
6	Factory installed fifth wheel kit with weight bracket kit (FS 7000 D)	501 74 47-01
6	Field installed fifth wheel kit (FS 7000 D)	582 30 79-01
	Unit conversion kit 900-1000 mm for 3-speed gear box	589 55 36-01
	Unit conversion kit 1500 mm for 3-speed gear box	589 55 38-01
	1-speed blade shaft belt, 900 mm	524 19 97-64
	3-speed blade shaft belt, 900 mm	541 20 08-47
	Blade guard bolt-on system 1200 mm for 3-speed gear box	582 55 35-01
	Blade guard bolt-on system 1500 mm for 3-speed gear box	582 55 36-01
	Blade collar (outer flange with drive pin), 114 mm	586 00 92-01
	Blade collar (outer flange with drive pin), 127 mm	586 00 93-01
	Blade collar (outer flange with drive pin), 152 mm	586 00 94-01
	Blade collar (outer flange with drive pin), 178 mm	586 00 95-01
	Blade shaft wrench	504 62 64-03
	Drive pin, 350-750 mm	505 53 19-01
	Drive pin, 900-1000 mm	539 30 00-10

## Husqvarna FS 6800 D.

ACCESSORIES AND SPARE PARTS		
1	Blade guard slip-on, 350 mm	541 20 83-67
1	Blade guard slip-on, 450 mm	542 19 81-63
1	Blade guard slip-on, 600 mm	542 19 81-64
1	Blade guard slip-on, 750 mm	542 19 81-65
1	Blade guard slip-on, 900 mm	542 19 81-66
1	Blade guard slip-on, 1000 mm	504 01 94-01
	Blade collar (outer flange with drive pin), 114 mm	542 16 31-72
	Blade collar (outer flange with drive pin), 127 mm	542 16 63-07
	Blade collar (outer flange with drive pin), 152 mm	542 16 32-72
	Blade collar (outer flange with drive pin), 178 mm	542 19 93-78
	Blade shaft belts 1000 mm × 4	542 19 97-64
	Blade shaft belts 450, 600 and 900 mm × 4	542 16 66-29
	Blade shaft belts 800 mm × 4	542 16 63-62
	Blade shaft wrench	539 30 01-33
	Drive pin, 400-1000 mm	505 53 19-01
	Fifth wheel kit (factory installed)	576 01 85-02
	Fifth wheel kit (field installed)	576 01 85-01



FS 4800 D

FS 3500 G

381	311
Electrohydraulic	Electrohydraulic
900	750
25.4	25.4
49	45
Yanmar	Kohler
Liquid/Air	Air
35.0	27.5
30.0	21.5
12	25
1422×845×1295	1410×800×1135
680–695	419

967 60 80–40, 450 mm blade guard, rear pivot with clutch and electrical tracking

967 62 13–06, 650 mm blade guard

967 60 80–48, 650 mm blade guard, 3-speed gearbox and electrical tracking

967 62 13–07, 750 mm blade guard

967 60 80–41, 750 mm blade guard, clutch and electrical tracking

967 60 80–49, 750 mm blade guard, front pivot 3-speed gearbox and electrical tracking

967 60 80–60, 900 mm blade guard, front pivot with 3-speed gearbox, clutch and electrical tracking



1 Blade guard slip-on for FS 4800 D and FS 6800 D

2 Blade guard slip-on for FS 7000 DL/D and FS 5000 D

3 Dual light kit

4 Water pump kit

5 Weight kit for FS 7000 DL / FS 7000 D

6 fifth wheel kit for FS 7000 DL / FS 7000 D and FS 5000 D

## Husqvarna FS 5000 D.

### ACCESSORIES AND SPARE PARTS

2	Blade guard slip-on, 350 mm	586 34 31–01
2	Blade guard slip-on, 500 mm	586 34 32–01
2	Blade guard slip-on, 600 mm	586 34 33–01
2	Blade guard slip-on, 750 mm	586 34 34–01
2	Blade guard slip-on, 900 mm	586 34 35–01
3	Dual light kit	585 92 46–01
4	Water pump kit	586 01 23–01
6	Factory installed fifth wheel kit (FS 5000 D)	501 74 46–01
6	Field installed fifth wheel kit (FS 5000 D)	582 30 78–01
	3-speed blade shaft belt 750 mm	585 51 50–01
	Blade collar (outer flange with drive pin), 114 mm	586 00 92–01
	Blade collar (outer flange with drive pin), 127 mm	586 00 93–01
	Blade collar (outer flange with drive pin), 152 mm	586 00 94–01
	Blade shaft wrench	504 62 64–03
	Drive pin, 350–750 mm	505 53 19–01
	Drive pin, 900–1000 mm	539 30 00–10

## Husqvarna FS 4800 D.

### ACCESSORIES AND SPARE PARTS

1	Blade guard slip-on, 900 mm	542 19 81–66
1	Blade guard slip-on, 750 mm	542 19 81–65
1	Blade guard slip-on, 600 mm	542 19 81–64
1	Blade guard slip-on, 450 mm	542 19 81–63
1	Blade guard slip-on, 350 mm	541 20 83–67
3	Dual light kit	542 18 11–17
4	Water pump kit	542 19 96–26
	1-speed blade shaft belts 355 mm × 4	542 18 60–48
	1-speed blade shaft belts 450 mm × 4	542 19 04–16
	1-speed blade shaft belts 650 and 750 mm × 4	542 16 31–72
	3-Speed blade shaft belts 355, 450, 650, and 750 mm × 4	542 20 64–47
	Blade collar (outer flange with drive pin), 114 mm	542 16 31–72
	Blade collar (outer flange with drive pin), 127 mm	542 16 63–07
	Blade shaft wrench	504 62 64–03
	Drive pin, 350–750 mm	505 53 19–01
	Drive pin, 900–1000 mm	539 30 00–10

## Husqvarna FS 3500 G.

### ACCESSORIES AND SPARE PARTS

4	Water pump kit (factory installed)	501 75 97–01
4	Water pump kit (field installed)	579 80 46–01

For complete list of spare parts see Illustrated Part List (IPL) on our web site.





FLOOR SAWS	FS 524	FS 513	FS 413
<b>TECHNICAL SPECIFICATIONS*</b>			
Max depth of cut, mm	241	179	189
Blade depth control	Handwheel	Handwheel	Handwheel
Max blade diameter, mm	600	500	500
Arbor size, mm	25.4	25.4	25.4
Engine manufacturer	Honda	Honda	Honda
Engine cooling	Air	Air	Air
Max power, kW**	15.5	8.7	8.7
Dimensions, mm (L×W×H)	1750×660×1200	1700×660×1200	1550×655×1200
Weight, kg	231	197	163
<b>ARTICLE INFORMATION</b>			
	967 04 61-02, incl. water tank	967 04 59-01	965 15 01-02, incl. water tank

\*Full technical specifications are available on our web site.    \*\*As rated by the engine manufacturer.

**Husqvarna FS 500 Series.**

ACCESSORIES AND SPARE PARTS		
1	Water tank kit	541 20 82-86
	Blade flange outer with pin	542 16 79-62
	Blade nut	542 16 78-46
	Blade shaft belt (FS 513)	542 20 21-50
	Blade shaft belt (FS 524)	504 06 83-01
	Lower transmission belt	505 24 62-01
	Upper transmission belt	510 23 72-01
	Wrench 27 mm	542 20 22-92

**Husqvarna FS 400 Series.**

ACCESSORIES AND SPARE PARTS		
2	Lifting bail (FS 410 D)	522 47 87-02
2	Lifting bail (FS 413)	522 47 87-01
	Blade flange outer with pin	542 16 79-62
	Blade shaft belt (FS 410 D)	543 04 49-63
	Blade shaft belt (FS 413)	542 20 21-50
	Water tank kit	541 20 82-86
	Wrench 27 mm	542 20 22-92
	Wrench 27 mm	542 20 22-92

**Husqvarna FS 400 LV.**

ACCESSORIES AND SPARE PARTS		
	Blade flange kit (inner and outer flange, screw, key)	585 31 35-01
	Blade shaft belt	543 04 49-64
	Wrench 16/18 mm	543 04 59-04

**Husqvarna FS 300 Series.**

ACCESSORIES AND SPARE PARTS		
	Blade flange outer	504 06 40-01
	Blade screw	725 25 34-71
	Blade shaft belt (FS 305)	543 85 03-68
	Blade shaft belt (FS 309)	502 08 31-01
	Wrench 16/18 mm	543 04 59-04
	Wrench 13 mm	543 04 58-91

For complete list of spare parts see Illustrated Part List (IPL) on our web site.



1 Water tank kit for FS 400 series



2 Lifting bail for FS 400 series



FS 410 D	FS 400 LV	FS 309	FS 305
189	162	122	125
Handwheel	Handwheel	Handwheel	Handwheel
500	450	350	350
25.4	25.4	25.4	25.4
Yanmar	Honda	Subaru	Honda
Air	Air	Air	Air
6.6	8.7	6.6	4.2
1550×655×1200	1150×590×940	915×381×990	915×381×990
145	99	64	54
965 15 01-01, incl. water tank	965 14 82-01	965 15 00-15, incl. water tank	965 15 00-26, incl. water tank





**Blades for high- and mid-powered floor saws.**

**MACHINE POWER**

**PRODUCT**

**SEGMENT SHAPE**

**MATERIAL**

Cured concrete, hard  
Cured concrete, medium  
Cured concrete, soft  
Green concrete, hard  
Green concrete, soft  
Asphalt, hard  
Asphalt, soft

**RECOMMENDED EQUIPMENT**

**Blades for low-powered floor saws.**

# DIAMOND BLADES FOR FLOOR SAWING

Husqvarna floor sawing diamond blades cover most applications, ranging from sawing asphalt to sawing in heavily reinforced concrete, with equipment ranging from small electric units to large diesel-powered machines. Husqvarna also offers blades developed for slot cutting for electric and electronic cables as installation of traffic loops. The slot cutting blades can also be used in other joint widening applications.

**MACHINE POWER**

**PRODUCT**

**SEGMENT SHAPE**

**MATERIAL**


Natural stone  
Reinforced concrete  
Abrasive material  
Green concrete  
Asphalt

**RECOMMENDED EQUIPMENT**

## Revolutionary diamond tool technology for superior cutting capacity and durability.

One of the greatest benefits with the Diagrip™ technology is how fast and smooth the diamond tools go through all types of construction materials. Diagrip™ tools mean trouble-free sawing, especially in heavily reinforced concrete.

The diamonds are specially treated to remain in place in the segments longer, and are distributed optimally, delivering maximum efficiency to every diamond. With Diagrip™ the diamonds are exposed and expended at an even rate, which makes the edge very even and powerful, even when cutting hard materials like reinforced concrete.







## Husqvarna F 1410/ F 1440 Diagrip™.

Cured concrete blades with slotted segment design to maximize performance.

PRODUCT NUMBER	UNDERCUT PROTECTION	DIAMETER, MM	WATER SLOTS	SEGMENT LENGTH, MM	SEGMENT WIDTH, MM	SEGMENT HEIGHT, MM	BORE, MM
<b>HUSQVARNA F 1410</b>							
586 19 90-01	—	500	Narrow	40	4.2	10.0+2.5	25.4
586 19 91-01	—	600	Narrow	40	4.2	10.0+2.5	25.4
586 19 92-01	—	650	Narrow	40	4.2	10.0+2.5	25.4
586 19 93-01	—	700	Narrow	40	4.2	10.0+2.5	25.4
586 19 94-01	—	750	Narrow	40	4.2	10.0+2.5	25.4
586 19 95-01	—	800	Narrow	40	4.8	10.0+2.5	25.4
586 19 96-01	—	900	Narrow	40	4.8	10.0+2.5	25.4
586 19 97-01	—	1000	Wide	40	4.8	10.0+2.5	25.4
586 19 98-01	—	1200	Wide	40	4.5	10.0+2.5	25.4
<b>HUSQVARNA F 1440</b>							
586 20 02-01	—	500	Narrow	40	4.2	10.0+2.5	25.4
586 20 03-01	—	600	Narrow	40	4.2	10.0+2.5	25.4
586 20 04-01	—	650	Narrow	40	4.2	10.0+2.5	25.4
586 20 05-01	—	700	Narrow	40	4.2	10.0+2.5	25.4
586 20 06-01	—	750	Narrow	40	4.2	10.0+2.5	25.4
586 20 07-01	—	800	Narrow	40	4.8	10.0+2.5	25.4
586 20 08-01	—	900	Narrow	40	4.8	10.0+2.5	25.4
586 20 09-01	—	1000	Wide	40	4.8	10.0+2.5	25.4
586 20 10-01	—	1200	Wide	40	4.5	10.0+2.5	25.4

Other dimensions available on request.

## Husqvarna F 1170/ F 1180.

Professional asphalt blades with recessed or lowered segments as undercut protection.

PRODUCT NUMBER	UNDERCUT PROTECTION	DIAMETER, MM	WATER SLOTS	SEGMENT LENGTH, MM	SEGMENT WIDTH, MM	SEGMENT HEIGHT, MM	BORE, MM
<b>HUSQVARNA F 1170</b>							
583 81 17-02	Recessed	600	Wide	40	4.5	8.0+3.0	25.4
582 88 09-02	Recessed	700	Wide	40	4.5	8.0+3.0	25.4
583 81 20-05	Recessed	800	Wide	40	4.5	8.0+3.0	25.4
589 35 44-02	Recessed	900	Wide	40	4.5	8.0+3.0	25.4
<b>HUSQVARNA F 1180</b>							
531 15 90-60	Lowered	600	Narrow	40	4.5	10.0+2.0	25.4
531 15 90-61	Recessed	700	Narrow	40	4.5	10.0+2.0	25.4
531 15 90-62	Recessed	800	Narrow	40	4.5	10.0+2.0	25.4
531 15 90-63	Recessed	900	Narrow	40	4.5	10.0+2.0	25.4

Other dimensions available on request.

## Husqvarna F 635/ F 640.

Cured concrete professional blades with a range of wide and narrow water slots.

PRODUCT NUMBER	UNDERCUT PROTECTION	DIAMETER, MM	WATER SLOTS	SEGMENT LENGTH, MM	SEGMENT WIDTH, MM	SEGMENT HEIGHT, MM	BORE, MM
<b>HUSQVARNA F 635</b>							
531 15 90-23	—	350	Narrow	40	3.2	10.0+3.0	25.4
531 15 90-24	—	400	Narrow	40	3.2	10.0+3.0	25.4
531 15 90-25	—	450	Narrow	40	3.2	10.0+3.0	25.4
531 15 90-26	—	500	Narrow	40	3.6	10.0+3.0	25.4
531 15 90-27	—	600	Wide	40	4.2	10.0+3.0	25.4
531 15 90-29	—	700	Wide	40	4.2	10.0+3.0	25.4
531 15 90-30	—	800	Wide	40	4.5	10.0+3.0	25.4
531 15 90-31	—	900	Wide	40	4.5	10.0+3.0	25.4
531 15 90-32	—	1000	Wide	40	4.5	10.0+3.0	25.4
531 15 90-33	—	1200	Wide	40	4.5	10.0+3.0	25.4
<b>HUSQVARNA F 640</b>							
531 15 90-34	—	300	Narrow	40	2.8	10.0+3.0	25.4
531 15 90-35	—	350	Narrow	40	3.2	10.0+3.0	25.4
531 15 90-36	—	400	Narrow	40	3.2	10.0+3.0	25.4
531 15 90-37	—	450	Narrow	40	3.2	10.0+3.0	25.4
531 15 90-38	—	500	Narrow	40	3.6	10.0+3.0	25.4
531 15 90-39	—	600	Wide	40	4.2	10.0+3.0	25.4
531 15 90-41	—	700	Wide	40	4.2	10.0+3.0	25.4
531 15 90-42	—	800	Wide	40	4.5	10.0+3.0	25.4
531 15 90-43	—	900	Wide	40	4.5	10.0+3.0	25.4
531 15 90-44	—	1000	Wide	40	4.5	10.0+3.0	25.4
531 15 90-45	—	1200	Wide	40	4.5	10.0+3.0	25.4

Other dimensions available on request.

## Husqvarna F 672/F 675.

Professional blades for green concrete, with narrow water slots.

PRODUCT NUMBER	UNDERCUT PROTECTION	DIAMETER, MM	WATER SLOTS	SEGMENT LENGTH, MM	SEGMENT WIDTH, MM	SEGMENT HEIGHT, MM	BORE, MM
<b>HUSQVARNA F 672</b>							
531 15 90-89	—	300	Narrow	40	2.4	8.0+3.0	25.4
531 15 90-91	—	350	Narrow	40	2.8	8.0+3.0	25.4
531 15 90-86	Lowered	300	Narrow	40	2.8	8.0+3.0	25.4
531 15 90-87	Lowered	350	Narrow	40	2.8	8.0+3.0	25.4
<b>HUSQVARNA F 675</b>							
531 15 91-60	—	300	Narrow	40	2.4	8.0+3.0	25.4
531 15 91-62	—	350	Narrow	40	2.8	8.0+3.0	25.4
531 15 91-57	Lowered	300	Narrow	40	2.8	8.0+3.0	25.4
531 15 91-58	Lowered	350	Narrow	40	2.8	8.0+3.0	25.4

Other dimensions available on request.

## Husqvarna F 685.

Professional asphalt blades with recessed or lowered segments as undercut protection.

PRODUCT NUMBER	UNDERCUT PROTECTION	DIAMETER, MM	WATER SLOTS	SEGMENT LENGTH, MM	SEGMENT WIDTH, MM	SEGMENT HEIGHT, MM	BORE, MM
531 15 90-50	Lowered	500	Wide	40	3.8	8.0+3.0	25.4
531 15 90-51	Lowered	600	Wide	40	3.8	8.0+3.0	25.4
531 15 90-52	Recessed	700	Wide	40	4.5	8.0+3.0	25.4
531 15 90-53	Recessed	800	Wide	40	4.5	8.0+3.0	25.4
531 15 90-54	Recessed	900	Wide	40	4.5	8.0+3.0	25.4

Other dimensions available on request.

## Husqvarna L 630/L 680.

Professional blades for slot cutting and traffic loops with sandwich design that helps them retain their shape.

PRODUCT NUMBER	DIAMETER, MM	WATER SLOTS	SEGMENT LENGTH, MM	SEGMENT WIDTH, MM	SEGMENT HEIGHT, MM	BORE, MM
<b>HUSQVARNA L 630</b>						
531 16 15-65	350	Wide	40	6	8.0+3.0	25.4
531 16 15-66	350	Wide	40	8	8.0+3.0	25.4
531 16 15-59	350	Wide	40	10	8.0+3.0	25.4
531 15 92-13	450	Wide	40	6	8.0+3.0	25.4
531 16 15-25	450	Wide	40	8	8.0+3.0	25.4
531 16 15-24	450	Wide	40	10	8.0+3.0	25.4
<b>HUSQVARNA L 680</b>						
531 16 15-03	350	Wide	40	6	8.0+3.0	25.4
531 10 18-79	350	Wide	40	8	8.0+3.0	25.4
531 16 15-02	350	Wide	40	10	8.0+3.0	25.4
531 16 05-02	450	Wide	40	6	8.0+3.0	25.4
531 16 05-03	450	Wide	40	8	8.0+3.0	25.4
531 16 05-04	450	Wide	40	10	8.0+3.0	25.4

Other dimensions available on request.

## Husqvarna F 410/ F 420/ F 430 Diagrip™.

Professional blades for cutting in cured concrete. Low active cutting surface with evenly distributed cutting edges and diamond crystals.

For electric floor saws up to 18 kW.

PRODUCT NUMBER	DIAMETER, MM	WATER SLOTS	SEGMENT LENGTH, MM	SEGMENT WIDTH, MM	SEGMENT HEIGHT, MM	BORE, MM
<b>HUSQVARNA F 410</b>						
581 62 53-01	500	Wide	49	3.8	10.0+3.0	25.4
581 62 54-01	600	Wide	49	3.8	10.0+3.0	25.4
581 62 55-01	700	Wide	49	3.8	10.0+3.0	25.4
581 62 56-01	800	Wide	49	5.0	10.0+3.0	25.4
<b>HUSQVARNA F 420</b>						
581 62 58-01	500	Wide	49	3.8	10.0+3.0	25.4
581 62 59-01	600	Wide	49	3.8	10.0+3.0	25.4
581 62 70-01	700	Wide	49	3.8	10.0+3.0	25.4
581 62 60-01	800	Wide	49	5.0	10.0+3.0	25.4
<b>HUSQVARNA F 430</b>						
581 62 61-01	500	Wide	49	3.8	10.0+3.0	25.4
581 62 64-01	600	Wide	49	3.8	10.0+3.0	25.4
581 62 65-01	700	Wide	49	3.8	10.0+3.0	25.4
581 62 67-01	800	Wide	49	5.0	10.0+3.0	25.4

Other dimensions available on request.



## Husqvarna F 465.

General-purpose professional blade for green concrete, with narrow water slots.  
For low- to medium-powered floor saws.

PRODUCT NUMBER	DIAMETER, MM	WATER SLOTS	SEGMENT LENGTH, MM	SEGMENT WIDTH, MM	SEGMENT HEIGHT, MM	BORE, MM
531 15 90-81	300	Narrow	40	2.4	8.0 + 3.0	25.4
531 15 90-83	350	Narrow	40	2.8	8.0 + 3.0	25.4

Other dimensions available on request.

## Husqvarna Elite-Cut floor saw blades.

Professional blades for easy operation even in heavily reinforced concrete. Innovative segment design for efficient cutting, cooling and slurry evacuation, which increases both cutting speed and service life. Diagrip™ technology featured in S 35, S 45 and S 65.

PRODUCT NUMBER	DIAMETER, MM	BLADE GEOMETRY	SEGMENT SHAPE	SEGMENT HEIGHT, MM	BORE, MM
<b>S 35</b>					
579 81 15-10	300	Segmented	Bridge	15	25.4 / 20
579 81 15-20	350	Segmented	Bridge	15	25.4 / 20
579 81 15-30	400	Segmented	Bridge	15	25.4 / 20
579 82 06-50	450	Segmented	Bridge	15	25.4
579 82 06-60	500	Segmented	Bridge	15	25.4
579 82 06-70	600	Segmented	Bridge	15	25.4
<b>S 45</b>					
579 81 16-10	300	Segmented	Double notch	12	25.4 / 20
579 81 16-20	350	Segmented	Double notch	12	25.4 / 20
579 81 16-30	400	Segmented	Double notch	12	25.4 / 20
579 82 07-50	450	Segmented	Double notch	12	25.4
579 82 07-60	500	Segmented	Double notch	12	25.4
579 82 07-70	600	Segmented	Double notch	12	25.4
<b>S 65</b>					
579 81 19-10	300	Segmented	Double notch	12	25.4 / 20
579 81 19-20	350	Segmented	Double notch	12	25.4 / 20
579 81 19-30	400	Segmented	Double notch	12	25.4 / 20
579 82 08-50	450	Segmented	Double notch	12	25.4
579 82 08-60	500	Segmented	Double notch	12	25.4
579 82 08-70	600	Segmented	Double notch	12	25.4
<b>S 85</b>					
579 81 20-10	300	Segmented	Flat / Flat +	12	25.4 / 20
579 81 20-20	350	Segmented	Flat / Flat +	12	25.4 / 20
579 81 20-30	400	Segmented	Flat / Flat +	12	25.4 / 20
579 80 95-50	450	Segmented	Flat / Flat +	12	25.4
579 80 95-60	500	Segmented	Flat / Flat +	12	25.4
579 80 95-70	600	Segmented	Flat / Flat +	12	25.4

## Husqvarna Vari-Cut floor saw blades.

Premium blades with high cutting speed and wear resistance, providing excellent performance and low tool cost per cut square metre.

PRODUCT NUMBER	DIAMETER, MM	BLADE GEOMETRY	SEGMENT SHAPE	SEGMENT HEIGHT, MM	BORE, MM
<b>S 45</b>					
579 81 74-10	300	Segmented	Turbo/Flat	10	25.4 / 20
579 81 74-20	350	Segmented	Turbo/Flat	10	25.4 / 20
579 81 74-30	400	Segmented	Turbo/Flat	10	25.4 / 20
579 82 09-50	450	Segmented	Turbo/Flat	10	25.4
579 82 09-60	500	Segmented	Turbo/Flat	10	25.4
579 82 09-70	600	Segmented	Turbo/Flat	10	25.4
<b>S 65 PLUS</b>					
587 90 44-01	300	Segmented	Turbo/Flat / Flat +	10	25.4 / 20
587 90 45-01	350	Segmented	Turbo/Flat / Flat +	10	25.4 / 20
587 90 53-01	400	Segmented	Turbo/Flat / Flat +	10	25.4 / 20
587 90 54-01	450	Segmented	Turbo/Flat / Flat +	10	25.4
579 82 10-60	500	Segmented	Turbo/Flat / Flat +	10	25.4
579 82 10-70	600	Segmented	Turbo/Flat / Flat +	10	25.4
<b>S 85</b>					
579 81 77-10	300	Segmented	Flat +	10	25.4 / 20
579 81 77-20	350	Segmented	Flat +	10	25.4 / 20
579 81 77-30	400	Segmented	Flat +	10	25.4 / 20
579 80 96-50	450	Segmented	Flat +	10	25.4
579 80 96-60	500	Segmented	Flat +	10	25.4
579 80 96-70	600	Segmented	Flat +	10	25.4



### Husqvarna Tacti-Cut floor saw blades.

Quality blades optimized for less intensive professional cutting in most materials, providing a good balance between performance and price.

PRODUCT NUMBER	DIAMETER, MM	BLADE GEOMETRY	SEGMENT SHAPE	SEGMENT HEIGHT, MM	BORE, MM
<b>S 50 PLUS</b>					
579 81 56-10	300	Segmented	Flat	13	25.4 / 20
579 81 56-20	350	Segmented	Flat	13	25.4 / 20
579 81 56-30	400	Segmented	Flat	13	25.4 / 20
<b>S 65</b>					
579 81 65-10	300	Jointed segments	Turbo/Flat +	10	25.4 / 20
579 81 65-20	350	Jointed segments	Turbo/Flat +	10	25.4 / 20
579 81 65-30	400	Jointed segments	Turbo/Flat +	10	25.4 / 20
<b>S 85</b>					
579 81 66-10	300	Segmented	Flat +	10	25.4 / 20
579 81 66-20	350	Segmented	Flat +	10	25.4 / 20
579 81 66-30	400	Segmented	Flat +	10	25.4 / 20

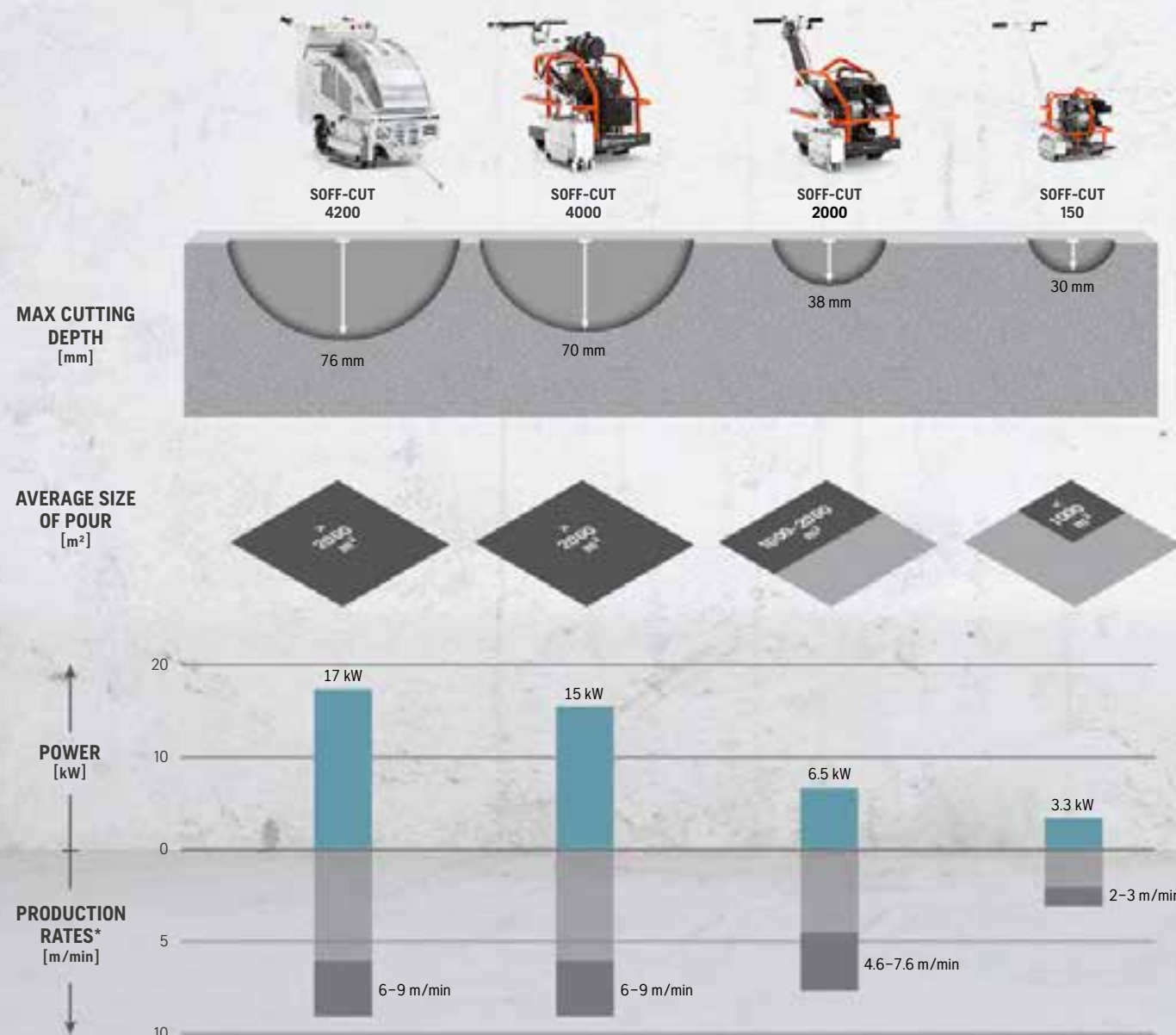


# CUT ULTRA-EARLY FOR STRAIGHT LINES- DON'T WAIT FOR RANDOM CRACKS

Husqvarna Soff-Cut® is an ideal system for ultra-early sawing of contraction joints after pouring concrete slabs. It's the best solution for minimising the risk of random cracking, which is one of the most costly and aggravating problems faced by a concrete contractor. The main benefits are the high production rates combined with the possibility to pour and cut the same day, and of course, the tidy end result achieved by only shallow cutting depths.

## Range overview.

Husqvarna Soff-Cut range includes four models with cutting depth from 30 mm to 76 mm powered by engines from 3.3 kW to 17.2 kW, weighing from 39 kg to 221 kg. For optimal production rate, choose the Soff-Cut model suitable for your kind of operation.



### \*PRODUCTION RATES

Please note that the production rates are rough averages and may vary due to for example: depth of cut, proper blade selection or cutting in the green zone.



## The problem.

As concrete hydrates and begins to set, it develops internal stresses. The objective in controlling shrinkage cracking is to relieve these stresses before they seek their own relief in the form of a random crack.

## The solution.

With the Husqvarna Soff-Cut Ultra Early Entry™ dry-cutting system, joints are sawn in the green zone—within the first hour or two after finishing. The Husqvarna Soff-Cut technology is based on the combination of the Soff-Cut blade and skid plate. The up-cutting rotation of the blade combines with the skid plate, which applies pressure to the surface to prevent chipping and spalling. Soff-Cut allows you to cut in the green zone as part of the finishing process, to effectively control shrinkage cracking.



Random cracking is amongst the most costly and aggravating problems facing concrete contractors.



Soff-Cut has the unique Ultra Early Entry™ dry-cutting system which controls random cracking by making the cut at an early stage.

For more information,  
visit [www.husqvarnacp.com](http://www.husqvarnacp.com)







ULTRA EARLY ENTRY™ SAW	SOFF-CUT 4200	SOFF-CUT 4000	SOFF-CUT 2000	SOFF-CUT 150
<b>TECHNICAL SPECIFICATIONS</b>				
Engine manufacturer	Kohler	Kohler	Robin	Robin
Max power, kW*	17.2	14.9	6.5	3.3
Max blade diameter, mm	350	350	250	150
Max depth of cut, mm	76	70	38	30
Weight, kg	221	191	144	39
<b>ARTICLE INFORMATION</b>				
	966 84 56-02	966 84 55-02	966 84 53-02	966 84 48-06

\*As rated by the engine manufacturer.



### Husqvarna Soff-Cut 4200.

<b>SPARE PARTS</b>	
Air filter, 2 pieces	505 48 74-02
Battery, 12 V DC	505 48 76-01
Oil filter, 2 pieces	505 48 77-01
Side lights	505 48 69-02
Spark plug, 2 pieces	505 48 28-03
Vac attachment kit	505 49 40-06

### Husqvarna Soff-Cut 4000.

<b>ACCESSORIES</b>	
Headlight kit	505 48 47-02
Vac attachment kit	505 49 40-05

<b>SPARE PARTS</b>	
Air filter, 2 pieces	505 48 23-06
Blade belt	505 48 39-02
Blade wrench	505 48 31-03
Pump belt	505 48 48-01
Spark plug, 2 pieces	505 48 28-03

### Husqvarna Soff-Cut 2000.

<b>ACCESSORIES</b>	
Headlight kit	505 48 47-01
Vac attachment kit	505 49 40-03

<b>SPARE PARTS</b>	
Air filter	505 48 23-02
Blade belt	505 48 22-02
Blade wrench	505 48 31-03
Pump belt	505 48 40-02
Spark plug	505 48 28-01

### Husqvarna Soff-Cut 150.

<b>SPARE PARTS</b>	
Air filter	505 48 23-01
Blade belt, 2 pieces	505 48 22-01
Blade wrench	505 48 31-02
Spark plug, 2 pieces	505 48 28-01

DUST COLLECTOR	SOFF-CUT 1000 VAC
<b>TECHNICAL SPECIFICATIONS</b>	
Engine	Petrol
Max power, kW*	8
Inlet hose diameter, mm	76
Waste collection capacity (primary), l	114
Waste collection capacity (secondary), l	34
Weight, kg	232
Dimensions, mm (L×W×H)	1473 × 771 × 1829
<b>ARTICLE INFORMATION</b>	
	966 84 52-01

\*As rated by the engine manufacturer.



Headlight kit



Vac attachment kit

**GOLD**

See pages 14–15 for more information.

**XL14****XL10****XL6**

PRODUCT	XL14			XL10			XL6		
	2000	3000	5000	2000	3000	5000	2000	3000	5000
<b>MATERIAL</b>									
Very hard to hard aggregate concrete	● ● ●	—	—	● ● ●	—	—	● ● ●	—	—
Hard to medium-hard aggregate concrete	—	● ● ●	—	—	● ● ●	—	—	● ● ●	—
Soft to very soft aggregate concrete	—	—	● ● ●	—	—	● ● ●	—	—	● ● ●
<b>RECOMMENDED EQUIPMENT</b>									
	SC 4200, SC 4000			SC 2000e			SC 150		

● ● ● = Optimal ● ● = Good ● = Acceptable — = Not recommended


**Husqvarna XL14/XL10/XL6.**

PRODUCT NUMBER	NAME	DIAMETER, MM	SEGMENT SHAPE	SEGMENT LENGTH, MM	SEGMENT THICKNESS, MM	SEGMENT HEIGHT, MM	NUMBER OF SEGMENTS	BORE
<b>XL14</b>								
542 75 61-13	XL14-2000	350	Flat	40	3.2	9 + 2.5	24	Soff-Cut Triangular
542 75 61-14	XL14-3000	350	Flat	40	3.2	9 + 2.5	24	Soff-Cut Triangular
542 75 61-16	XL14-5000	350	Flat	40	3.2	9 + 2.5	24	Soff-Cut Triangular
<b>XL10</b>								
542 75 61-01	XL10-2000	250	Flat	40	2.6	9 + 2.5	17	Soff-Cut Triangular
542 75 61-02	XL10-3000	250	Flat	40	2.6	9 + 2.5	17	Soff-Cut Triangular
542 75 61-04	XL10-5000	250	Flat	40	2.6	9 + 2.5	17	Soff-Cut Triangular
<b>XL6</b>								
542 77 70-06	XL6-2000	150	Flat	32	2.6	8 + 1.5	12	Soff-Cut Triangular
542 77 70-07	XL6-3000	150	Flat	32	2.6	8 + 1.5	12	Soff-Cut Triangular
542 77 70-09	XL6-5000	150	Flat	32	2.6	8 + 1.5	12	Soff-Cut Triangular

Additional blades on request.



Use Soff-Cut joint protectors at saw-cut intersections prior to cross-cutting in order to prevent the corners from breaking down



A Soff-Cut anti-ravel skid plate comes with every XL blade. This allows for same-day sawing without chipping and spalling.

**JOINT PROTECTORS**

Blue, 150 pieces—300 and 350 mm blades	505 48 32-03
Red, 150 pieces—150, 200 and 250 mm blades	505 48 32-02

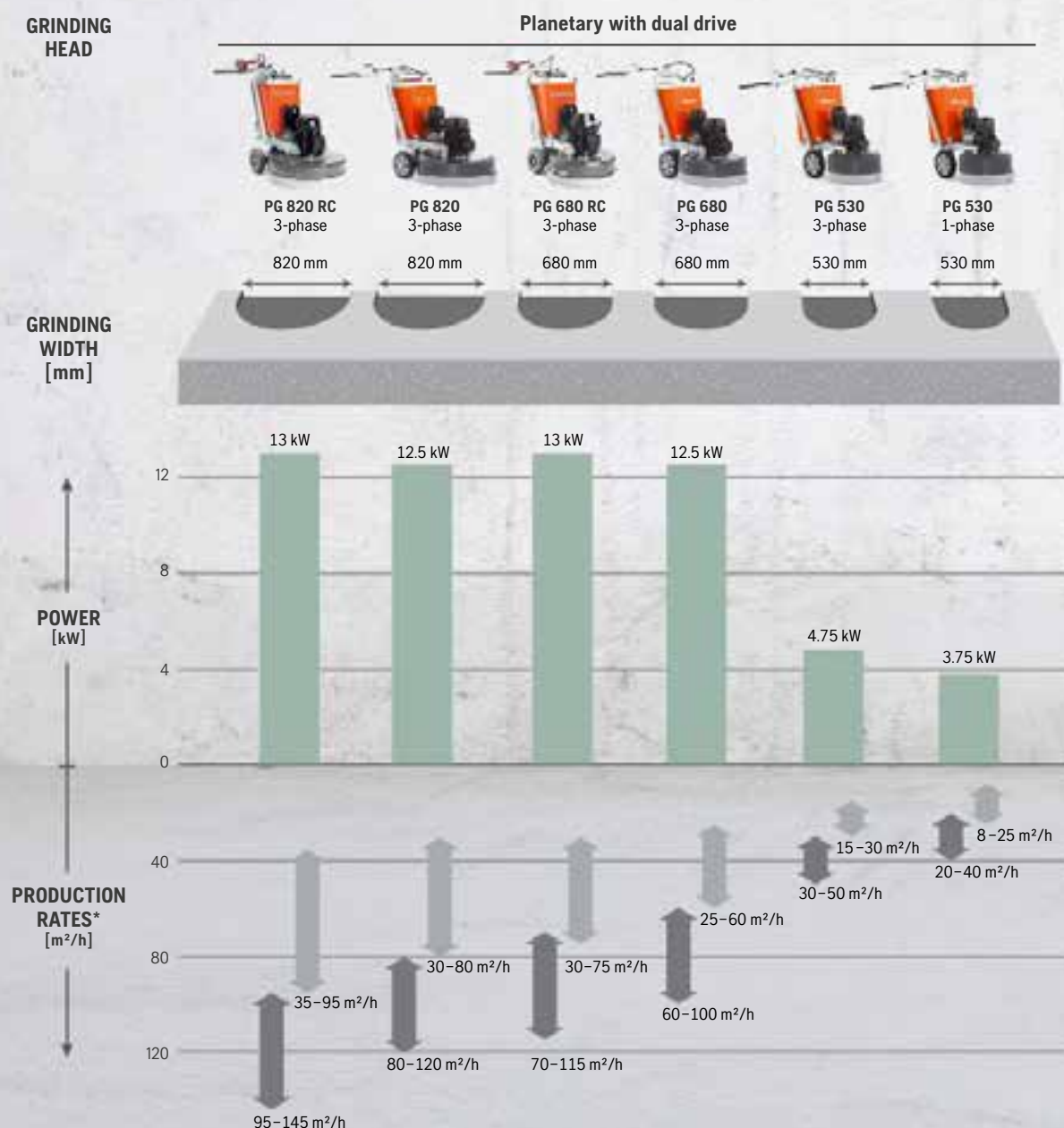


# FLOOR GRINDING SYSTEMS WITH UNBEATABLE PRODUCTION RATES

Preparation, grinding and polishing of concrete floors as well as repair and polishing of terrazzo and other natural stone, are demanding jobs. Our mission is to enable you to perform at your maximum potential, by providing you with a system that includes the patented Dual Drive Technology™, the wireless remote control machines PG 820 RC and PG 680 RC and the efficient DC 6000 dust collector. Our product programme also includes our range of easily transportable and highly useful small PG models. Like all Husqvarna PG machines they are standard-equipped with our quick-fit Redi Lock® diamond tool system.

## Range overview.

The range of Husqvarna floor grinders consists of seven models with grinding width from 280 mm to 820 mm and 2.2 kW to 13 kW power, weighing from 70 to 533 kg. You can always find a Husqvarna PG model optimal for your kind of operation.





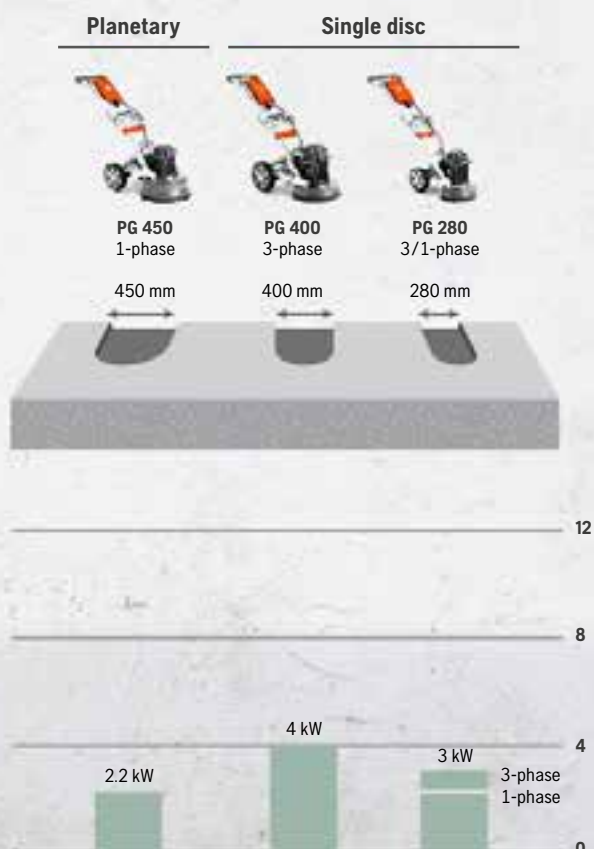
**EFFICIENT** Husqvarna DC 6000 efficiently captures harmful dust while keeping a constantly powerful airflow, thanks to smart features like double shell cyclone and HEPA 13-rated filter with automatic self-cleaning function.



**REMOTE CONTROL** The wireless remote controlled, self-propelled Husqvarna PG 820 RC and PG 680 RC enables significantly higher productivity and even better work result together with more ergonomic operation and transport.



**REDI LOCK TOOL SYSTEM** For easy change of diamond tooling. No tools are needed when changing settings or making adjustments. Standard on all Husqvarna PG models.



**HUSQVARNA HIPERFLOOR®** A method for mechanical grinding, treatment and polishing of concrete floors. The result is a floor with spectacular reflective qualities as well as increased hardness and durability.



**DUAL DRIVE TECHNOLOGY™**  
This patented technology increases production rates, enhances operator control and allows for a wider range of applications.



#### \*PRODUCTION RATES

- Concrete removal-smoothen rain damaged concrete
- Coating removal-thick carpet adhesive removal

Production rates can vary significantly as they can be influenced by following factors:

- Hardness of the media being ground
- Quality of diamond tool
- Grit size of diamond tool
- Type of diamond tool (i.e. metal vs. Piranha™)
- Number of diamond segments under machine
- Skill of operator
- Type of application (e.g. coating removal vs polishing)



For more information,  
visit [www.husqvarnacp.com](http://www.husqvarnacp.com)





PLANETARY GRINDERS	PG 820 RC	PG 820	PG 680 RC
<b>TECHNICAL SPECIFICATIONS</b>			
Power, kW	13.0	12.5	13.0
Voltage, V	400	400	400
Rated current, A	32	32	32
Power supply	3-phase	3-phase	3-phase
Grinding width, mm	820	820	680
Grinding disc, mm	3×270	3×270	3×230
Grinding pressure total, kg	290	335	269
Grinding disc speed, rpm	250–1100	250–1100	250–1100
Direction of rotation	Independent FWD/REV direction control on both grinding discs and planetary head	Independent FWD/REV direction control on both grinding discs and planetary head	Independent FWD/REV direction control on both grinding discs and planetary head
Dimensions (L×W×H), mm	1370×820×1230	1370×820×1230	1150×680×1220
Weight, kg	533	440	498
<b>REMOTE CONTROLLED FEATURES</b>			
Self drive	●	—	●
Battery power for transportation	●	—	●
Parameter settings/reading	●	—	●
<b>RECOMMENDED EQUIPMENT</b>			
	DC 6000	DC 6000	DC 6000
<b>ARTICLE INFORMATION</b>			
	967 30 29-01	965 19 56-07	967 62 27-01



PG 680	PG 530	PG 450	PG 400	PG 280
12.5	4.75/3.75	2.2	4.0	3.0/2.2
400	400/230	230	400	400/230
32	16	13	16	16
3-phase	3-phase /1-phase	1-phase	3-phase	3-phase/1-phase
680	530	450	400	280
3×230	3×230	3×180	400	280
300	134	69	73	41
250–1100	200–1000/200–710	705	1445	2800/1400
Independent FWD/REV direction control on both grinding discs and planetary head	FWD/REV with grinding discs and planetary head rotation in same direction (not counter-rotation)	—	—	—
1150×680×1220	1100×530×1150	1310×482×1144	1400×435×1050	1200×305×1000
385	216/200	109	115	70
—	—	—	—	—
—	—	—	—	—
—	—	—	—	—
DC 6000	DC 6000/DC 3300 (3-phase)/ DC 3300 (1-phase)	DC 3000	DC 3000	DC 1400
965 19 57-07	965 19 58-12, 3-phase 965 19 58-11, 1-phase	967 27 81-01	967 27 83-01, 5 pin	967 27 82-03, 3-phase, 5 pin 967 27 82-01, 1-phase





## Husqvarna PG 820 RC and PG 820.

ACCESSORIES AND SPARE PARTS		
1	Redi Lock diamond holder disc	502 53 22-01
4	Flexible grinding head spring steel replacement	502 53 42-01
6	Resin holder disc	587 15 49-02
7	Resin holder disc replacement rubber pad	502 53 19-01
8	Resin holder disc replacement velcro pad	587 15 47-01
10	Water kit	505 45 32-01
11	HR 820 head, for heavy removal and preparation	502 53 38-01
14	Silicone ring (for heavy removal head)	502 53 43-01
15	Silicone ring	502 53 39-01
16	Pin	522 65 98-03
17	Head lock	502 53 44-01
18	Head lock screw	725 53 70-51
19	Rubber skirt, non marking	502 53 46-01
20	Waist belt, remote control (PG 820 RC)	501 79 31-01
21	Transport wheel (PG 820 RC)	586 73 46-01
24	Transport trolley	501 68 51-02
25	Tool box	501 68 51-01
	On site part kit (PG 820 RC)	588 46 63-01

## Husqvarna PG 680 RC and PG 680.

ACCESSORIES AND SPARE PARTS		
2	Redi Lock diamond holder disc	502 54 58-01
5	Flexible grinding head spring steel replacement	502 54 82-01
6	Resin holder disc	587 15 95-02
7	Resin holder disc replacement rubber pad	502 54 55-01
8	Resin holder disc replacement velcro pad	587 15 94-01
10	Water kit	505 45 32-01
12	HR 680 head, for heavy removal and preparation	502 54 78-01
14	Silicone ring (for heavy removal head)	502 53 43-01
15	Silicone ring	502 53 39-01
16	Pin	522 65 98-03
17	Head lock	502 53 44-01
18	Head lock screw	725 53 70-51
19	Rubber skirt, non marking	502 54 86-01
20	Waist belt, remote control (PG 680 RC)	501 79 31-01
21	Transport wheel (PG 680 RC)	588 76 79-01
24	Transport trolley	501 68 51-02
25	Tool box	501 68 51-01
	On site part kit (PG 680 RC)	501 44 14-01



### Husqvarna PG 530.

#### ACCESSORIES AND SPARE PARTS

2	Redi Lock diamond holder disc	502 54 58-01
6	Resin holder disc	587 15 95-02
7	Resin holder disc replacement rubber pad	502 54 55-01
8	Resin holder disc replacement velcro pad	587 15 94-01
13	Replacement flexible grinding head	502 55 82-01
15	Silicone ring	502 53 39-01
16	Pin	522 65 98-03
17	Head lock	725 53 70-55
18	Head lock screw	725 53 70-51
19	Rubber skirt, non marking	502 55 89-01
24	Transport trolley	501 68 51-02
25	Tool box	501 68 51-01

### Husqvarna PG 450.

#### ACCESSORIES AND SPARE PARTS

3	Redi Lock diamond holder disc	584 85 02-01
6	Resin holder disc	587 41 02-02
22	Brush list	585 13 84-05
24	Transport trolley	501 68 51-02
25	Tool box	501 68 51-01
	Resin holder disc replacement rubber pad	585 59 19-01
	Resin holder disc replacement velcro pad	587 41 01-01

### Husqvarna PG 400 and PG 280.

#### ACCESSORIES AND SPARE PARTS

9	Redi Lock resin pad adapter, Ø 75 mm	587 65 27-01
22	Brush list (PG 400)	585 13 84-04
23	Brush list kit, back, front, sides (PG 280)	501 82 88-01
24	Transport trolley	501 68 51-02
25	Tool box	501 68 51-01
	Resin holder disc replacement rubber pad	588 16 90-01
	Resin holder disc replacement velcro pad	587 65 17-01



DUST COLLECTORS	DC 6000	DC 3300	DC 3000	DC 1400
<b>TECHNICAL SPECIFICATIONS</b>				
Power, kW	5.75	3.3	2.4	1.2
Voltage, V	400	230	230	230
Max rated current, A	16	16	16	16
Power supply	3-phase	1-phase	1-phase	1-phase
Airflow, m <sup>3</sup> /h	700	520	2×266.4	220
Max vacuum, mbar	420	300	254	230
Suction inlet diameter, mm	75	75	40	40
Primary filtration surface area, m <sup>2</sup>	3.0	1.2	—	—
Micro filter surface area, m <sup>2</sup>	3.0	1.6	—	—
Container capacity, l	—	—	65	55
Dimensions (L×W×H), mm	1252×766×1899	900×650×1520	670×560×915	580×380×870
Weight, kg	305.0	97.0	27.5	16.0
<b>RECOMMENDED EQUIPMENT</b>				
	PG 820 RC, PG 820, PG 680, PG 680 RC, PG 530 (3-phase)	PG 530 (1-phase)	PG 450, PG 400	PG 280
<b>ARTICLE INFORMATION</b>				
	967 62 50-01*	965 19 60-12**	967 29 96-01***	966 76 68-01****

\*Supplied with:  
One 75 mm hose (10 m)  
One 50 mm hose (10 m)  
Vacuum wand  
Floor tool  
Two Longopac bags

\*\*Supplied with:  
One 75 mm hose (10 m)  
One 50 mm hose (10 m)  
Vacuum wand  
Floor tool  
200 dust bags

\*\*\*Supplied with:  
Hose (10 m)  
Vacuum wand  
Polyester filter  
Floor tool  
Crevice tool  
One Husqvarna multi adaptor  
Dust bag  
Wand elbow

\*\*\*\*Supplied with:  
Hose (4 + 2.5 m)  
Vacuum wand  
Polyester filter  
Floor tool  
Crevice tool  
Two Husqvarna multi adaptors  
Dust bag  
Wand elbow

## Husqvarna DC 6000.

ACCESSORIES AND SPARE PARTS		
1	50 mm vacuum hosing with end fittings (10 m)	585 87 10-01
1	75 mm vacuum hosing with end fittings (10 m)	525 58 46-01
2	Floor tool with vacuum wand	585 87 09-01
3	Plastic adaptor	585 64 76-01
4	Replacement brush kit	510 27 85-01
5	Replacement rubber strips kit	521 91 21-01
6	Longopac bags, 25 m	584 65 02-01
9	Black 75 mm ring	502 53 40-05
10	Replacement strap	584 61 87-01
14	HEPA 13 filter	583 95 78-01

## Husqvarna DC 3300.

ACCESSORIES AND SPARE PARTS		
1	50 mm vacuum hosing with end fittings (10 m)	502 56 98-01
1	75 mm vacuum hosing with end fittings (10 m)	525 58 46-01
3	Plastic adaptor	505 53 94-01
4	Replacement brush kit	510 27 85-01
5	Replacement rubber strips kit	521 91 21-01
7	Dust collection bags (box of 200)	502 57 01-01
9	Black 75 mm ring	502 53 40-05
10	Replacement strap	502 57 02-01
15	Primary filter (filter sock with end cap)	502 57 30-01
16	Secondary filter (polyester)/micro filter	502 57 32-01
	Floor tool	502 57 03-02
	Vacuum wand with floor tool	502 57 03-01
	Vacuum wand	502 57 03-03



**1** Vacuum hosing with end fittings**2** Floor tool with vacuum wand**3** Plastic adaptor**4** Replacement brush kit**5** Replacement rubber strips kit**6** Longopac bags, 25 m, for DC 6000**7** Dust collection bags for DC 3300**8** Dust bag, 10 pcs, for DC 3000 and DC 1400**9** Black 75 mm ring**10** Replacement strap**11** Floor nozzle metal**12** Antistatic hose**13** Husqvarna multi adaptor**14** HEPA 13 filter for DC 6000**15** Primary filter for DC 3300**16** Secondary filter for DC 3300**17** Flat filter polyester, safety class M, for DC 3000**18** Flat filter polyester, safety class M, for DC 1400**19** HEPA 13 filter for DC 3000**20** Dust bag, paper, for DC 1400

## Husqvarna DC 3000.

ACCESSORIES AND SPARE PARTS	
<b>8</b> Dust bag plastic, 10 pcs	585 87 30-01
<b>11</b> Floor nozzle metal	579 54 34-01
<b>12</b> Antistatic hose, 2.5 m, Ø 40 mm	588 79 25-01
<b>12</b> Antistatic hose, 4 m, Ø 40 mm	588 79 23-01
<b>13</b> Husqvarna multi adaptor	579 53 51-01
<b>17</b> Flat filter polyester, safety class M	587 13 67-01
<b>19</b> HEPA 13 filter	582 51 74-01
2×0.5 m vacuum wand, metal	579 53 61-01
Crevice tool	579 53 60-01
Floor tool	579 53 55-01
Hose 10 m, Ø 40 mm	587 17 17-01
Wand elbow	579 53 52-01

## Husqvarna DC 1400.

ACCESSORIES AND SPARE PARTS	
<b>8</b> Dust bag plastic, 10 pcs	585 87 30-01
<b>11</b> Floor nozzle metal	579 54 34-01
<b>12</b> Antistatic hose, 2.5 m, Ø 40 mm	588 79 25-01
<b>12</b> Antistatic hose, 4 m, Ø 40 mm	588 79 23-01
<b>13</b> Husqvarna multi adaptor	579 53 51-01
<b>18</b> Flat filter polyester, safety class M	579 49 95-01
<b>20</b> Dust bag, paper, 5 pcs	579 53 54-01
2×0.5 m vacuum wand, metal	579 53 61-01
2.5 m hose, Ø 40 mm	579 53 53-01
4 m hose, Ø 40 mm	579 53 39-01
Crevice tool	579 53 60-01
Dust bag paper, 5 pcs	579 53 54-01
Floor tool	579 53 55-01
Wand elbow	579 53 52-01

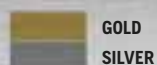


### METAL-BOND DIAMOND TOOLS – REDI LOCK

Robust, metal-bonded diamond tools for every application. An instant and hassle-free system – switch the entire sets of diamonds instantly without any tooling. Its strong base plate is integrated making the locking system very robust and safe. The need for multiple sets of diamond holder discs for different sets of diamond tooling is eliminated. The system is available for a variety of machine manufacturers. With six different types of products, G1400 series offers excellent removal rate and durability, providing maximum profitability and performance with all types of applications. G600 range offers a good simple alternative. Perfect for smaller jobs.

## DIAMOND TOOLS FOR SURFACE PREPARATION AND FLOOR TREATMENT PRODUCTS

When it comes to surface preparation and tools that polish, grind concrete surfaces or remove previous treatments, we're often talking about work that is both difficult, strenuous and time consuming. By listening to our customers we have been able to build a range of tools to fit every step of the surface preparation process. Whatever level of finish you are looking for, Husqvarna offers an array of tools developed for use with most materials. From the hardest concrete floor to the most abrasive, to meet demands for cutting speed and surface finish.



See pages 14–15 for more information.



#### APPLICATION GUIDE

	ELITE-GRIND G 1400					VARI-GRIND G 600			PCD
PRODUCT	G 1410	G 1420	G 1440	G 1470	G 1480	G 620	G 640	G 670	
<b>REMOVAL – MATERIAL</b>									
Porous ceramic glues	—	—	—	●●●	●●	—	—	●●●	●●●
Plastic-like ceramic glues	—	●	●●●	—	—	●	●●●	—	●●●
Vinyl glues*	—	●●	●●●	●	●	●	●●●	—	—
Paint and thin epoxy (<2 mm)	●	●●	●●●	●	●	●●	●●●	●	—
Thick epoxy (15–40 mm)	—	●	●●●	●	—	●	●●●	●	●●●
<b>GRINDING – MATERIAL</b>									
Rain-damaged concrete	—	—	—	●●	●●●	—	●	●●	●
Concrete, soft	—	—	—	●●●	●●	—	●●	●●●	●
Concrete, medium hard	—	●	●●●	●	—	●	●●●	●	—
Concrete, hard	●●●	●●●	●	—	—	●●●	●	—	—
Semi-polished concrete	●●●	●	—	—	—	●	—	—	—

#### RECOMMENDED EQUIPMENT

PG 820, PG 820 RC, PG 680, PG 680 RC, PG 530, PG 450, PG 400, PG 280


●●● = Optimal ●● = Good ● = Acceptable — = Not recommended

\*The advised tooling for this application depends on the type of concrete under the material being removed. Husqvarna recommends starting with a harder bond (G 1470 or G 1450), and moving to a softer bond if productivity is not satisfactory.

## Husqvarna Elite-Grind G 1400.

A professional range of metal-bond diamond tools for the Redi Lock system, providing maximum productivity and excellent results. Ideal for HIPERFLOOR jobs. Available in a wide assortment of various bond hardnesses and grit sizes, all easily identified by colour and segment shape.

Grit size




PRODUCT NUMBER	NAME	COLOUR	SINGLE/DOUBLE	SEGMENT HEIGHT, MM	GRIT SIZE (MESH)	SHAPE	BOND HARDNESS
<b>G 1410</b>							
501 89 79-03	G 1413S	Orange	Single	13	20	Two notch	X-Soft
501 89 79-04	G 1413D	Orange	Double	13	20	Two notch	X-Soft
501 89 89-03	G 1414S	Orange	Single	13	30	One notch	X-Soft
501 89 89-04	G 1414D	Orange	Double	13	30	One notch	X-Soft
501 89 92-03	G 1415S	Orange	Single	13	50	Round	X-Soft
501 89 92-04	G 1415D	Orange	Double	13	50	Round	X-Soft
501 89 97-03	G 1416S	Orange	Single	13	100	Round	X-Soft
501 89 97-04	G 1416D	Orange	Double	13	100	Round	X-Soft
<b>G 1420</b>							
501 89 99-03	G 1423S	Yellow	Single	13	20	Two notch	Soft
501 89 99-04	G 1423D	Yellow	Double	13	20	Two notch	Soft
501 90 07-03	G 1424S	Yellow	Single	13	30	One notch	Soft
501 90 07-04	G 1424D	Yellow	Double	13	30	One notch	Soft
501 90 08-03	G 1425S	Yellow	Single	13	50	Round	Soft
501 90 08-04	G 1425D	Yellow	Double	13	50	Round	Soft
501 90 15-03	G 1426S	Yellow	Single	13	100	Round	Soft
501 90 15-04	G 1426D	Yellow	Double	13	100	Round	Soft
<b>G 1440</b>							
501 90 25-03	G 1443S	Pink	Single	13	20	Two notch	Medium
501 90 25-04	G 1443D	Pink	Double	13	20	Two notch	Medium
501 90 49-03	G 1444S	Pink	Single	13	30	One notch	Medium
501 90 49-04	G 1444D	Pink	Double	13	30	One notch	Medium
501 90 65-03	G 1445S	Pink	Single	13	50	Round	Medium
501 90 65-04	G 1445D	Pink	Double	13	50	Round	Medium
501 90 74-03	G 1446S	Pink	Single	13	100	Round	Medium
501 90 74-04	G 1446D	Pink	Double	13	100	Round	Medium
<b>G 1470</b>							
501 90 77-03	G 1473S	Red	Single	13	20	Two notch	Hard
501 90 77-04	G 1473D	Red	Double	13	20	Two notch	Hard
501 90 79-03	G 1474S	Red	Single	13	30	One notch	Hard
501 90 79-04	G 1474D	Red	Double	13	30	One notch	Hard
501 90 81-03	G 1475S	Red	Single	13	50	Round	Hard
501 90 81-04	G 1475D	Red	Double	13	50	Round	Hard
<b>G 1480</b>							
501 90 82-03	G 1483D	Blue	Double	13	20	Two notch	X-Hard
501 90 82-04	G 1483T	Blue	Triple	13	20	Two notch	X-Hard
501 90 83-03	G 1484D	Blue	Double	13	30	One notch	X-Hard
501 90 83-04	G 1484T	Blue	Triple	13	30	One notch	X-Hard



## Husqvarna Vari-Grind G600.

A premium range of metal-bond diamond tools for the Redi Lock system, providing great work result in allround surface prep applications. Ideal for rental and domestic use. Available in various bond hardnesses and grit sizes, easily identified by colour and segment shape.

Grit size



PRODUCT NUMBER	NAME	COLOUR	SINGLE / DOUBLE	SEGMENT HEIGHT, MM	GRIT SIZE (MESH)	SHAPE	BOND HARDNESS
<b>G 620</b>							
503 84 79-01	G 622D	Green	Double	10	16	Hexagonal	Soft
503 84 79-02	G 623S	Green	Single	10	20	Hexagonal	Soft
503 84 79-03	G 623D	Green	Double	10	20	Hexagonal	Soft
503 84 79-04	G 624S	Green	Single	10	30	Hexagonal	Soft
503 84 79-05	G 624D	Green	Double	10	30	Hexagonal	Soft
503 84 79-06	G 625S	Green	Single	10	50	Round	Soft
503 84 79-07	G 625D	Green	Double	10	50	Round	Soft
503 84 79-08	G 627S	Green	Single	10	100	Round	Soft
503 84 79-09	G 627D	Green	Double	10	100	Round	Soft
<b>G 640</b>							
503 88 34-01	G 643S	Grey	Single	10	20	Hexagonal	Medium
503 88 34-02	G 643D	Grey	Double	10	20	Hexagonal	Medium
503 88 34-03	G 644S	Grey	Single	10	30	Hexagonal	Medium
503 88 34-04	G 644D	Grey	Double	10	30	Hexagonal	Medium
503 88 34-05	G 645S	Grey	Single	10	50	Round	Medium
503 88 34-06	G 645D	Grey	Double	10	50	Round	Medium
503 88 34-07	G 647S	Grey	Single	10	100	Round	Medium
503 88 34-08	G 647D	Grey	Double	10	100	Round	Medium
<b>G 670</b>							
503 88 55-01	G 673S	Gold	Single	10	20	Hexagonal	Hard
503 88 55-02	G 673D	Gold	Double	10	20	Hexagonal	Hard
503 88 55-03	G 674S	Gold	Single	10	30	Hexagonal	Hard
503 88 55-04	G 674D	Gold	Double	10	30	Hexagonal	Hard



## Husqvarna G11X1/ G11Y1.

For removal of hard-to-remove coatings, adhesives and screeds. Maximum wear and productivity with Husqvarna's Piranha™ diamond scraper inserts. For use in conjunction with the Redi Lock system.

PRODUCT NUMBER	NAME	DESCRIPTION	ROTATION	RECOMMENDED WITH
543 32 73-50	G 11X1S	Single PCD plate	Anti-clockwise direction	PG 820, PG 820 RC, PG 680, PG 680 RC, PG 530, PG 450, PG 400, PG 280
543 08 66-11	G 11X1D	Double PCD plate	Anti-clockwise direction	PG 820, PG 820 RC, PG 680, PG 680 RC, PG 530, PG 450, PG 400, PG 280
577 86 66-01	G 11Y1D	Double PCD plate	Clockwise direction	

## POLISHING TOOLS

Polishing pad delivering exceptional gloss and clarity when used for dry polishing of concrete, terrazzo and some natural stones. Highly recommended for use in conjunction with Hiperhard™ floor densifier/hardener in the HIPERFLOOR concrete polishing system.



### Husqvarna P 1200.

Professional tools developed to reach a maximum gloss in less steps, which saves time and tooling and gives a better end result.

PRODUCT NUMBER	NAME	COLOUR	DIAMETER, MM	GRIT SIZE (MESH)	DIAMOND HEIGHT, MM
<b>FOR PG MACHINES</b>					
574 42 82-01	P 1242	Dark green	75	50	6.5
574 42 83-01	P 1243	Black	75	100	6.5
574 42 84-01	P 1244	Red	75	200	6.5
574 42 85-01	P 1245	Yellow	75	400	6.5
574 42 86-01	P 1246	White	75	800	6.5
574 42 87-01	P 1247	Blue	75	1500	6.5
574 42 88-01	P 1248	Grey	75	3000	6.5
<b>FOR HANDHELD MACHINES</b>					
574 42 89-01	P 1242	Dark green	125	50	2.8
574 42 90-01	P 1243	Black	125	100	2.8
574 42 91-01	P 1244	Red	125	200	2.8
574 42 92-01	P 1245	Yellow	125	400	2.8
574 42 93-01	P 1246	White	125	800	2.8
574 42 96-01	P 1247	Blue	125	1500	2.8
574 42 97-01	P 1248	Grey	125	3000	2.8



**NEW**

### Husqvarna Dry Flex pads.

Resin-bonded polishing tools on a flexible backing pad. Used dry for overlayments and high quality polished concrete surfaces. For all our planetary grinders.

PRODUCT NUMBER	DIMENSION, MM	GRIT SIZE (MESH)	MACHINE APPLICATION
542 87 00-56	270	200	PG 820
542 86 84-07	270	400	PG 820
542 86 84-08	270	800	PG 820
542 86 84-09	270	1500	PG 820
542 86 84-10	270	3000	PG 820
542 77 93-16	230	200	PG 680 / PG 530
542 77 93-17	230	400	PG 680 / PG 530
542 77 93-18	230	800	PG 680 / PG 530
542 77 93-19	230	1500	PG 680 / PG 530
542 77 93-20	230	3000	PG 680 / PG 530
587 54 67-01	180	200	PG 450
587 54 67-02	180	400	PG 450
587 54 67-03	180	800	PG 450
587 54 67-04	180	1500	PG 450
587 54 67-05	180	3000	PG 450

### Husqvarna P 1100.

Professional tools for wet polishing. Resin bond polishing diamonds for PG machines.

PRODUCT NUMBER	NAME	COLOUR	DIMENSION, MM	GRIT SIZE (MESH)	DIAMOND HEIGHT, MM
543 08 74-39	P 1182	Dark blue	76	60	10.0
543 08 65-73	P 1183	Yellow	76	100	10.0
543 08 65-74	P 1184	Orange	76	200	10.0
543 08 65-75	P 1185	Red	76	400	10.0
543 08 65-76	P 1186	Dark green	76	800	10.0
543 08 65-77	P 1187	Cyan blue	76	1500	10.0
543 08 65-78	P 1188	Brown	76	3000	10.0

### Adapters for resin tools.

PRODUCT NUMBER	NAME
580 28 96-01	Redi Lock resin pad adapter, Ø 75 mm
505 49 05-01	Pad adapter for handheld machines, Ø 125 mm

## CERAMIC DRY GRINDING AND POLISHING TOOLS

Ceramic tools for dry grinding and polishing of concrete. Aggressive tool for grinding and honing of concrete, which will leave an excellent scratch pattern. Long life offers excellent value for money.



### Husqvarna CP 1200.

Premium tools for industrial finished concrete floor.

PRODUCT NUMBER	NAME	COLOUR	DIAMETER, MM	GRIT SIZE (MESH)	DIAMOND HEIGHT, MM
577 31 70-04	CP 1241	Purple	75	30	6.5
577 31 70-01	CP 1242	Dark green	75	50	6.5
577 31 70-02	CP 1243	Black	75	100	6.5
577 31 70-05	CP 1244	Red	75	200	6.5
577 31 70-03	CP 1245	Yellow	75	400	6.5

## CUP WHEELS FOR SURFACE PREPARATION

Professional grinding tools for handheld applications, dedicated to floor specialists and construction professionals. The product range offers the highest performance in all floor preparation applications. The cups are provided with 22.2 bore hole and an M 14 adapter in order to provide more options for the user. The anti-vibration connector decreases the vibration for the user and makes the job less tiring. The effect can be cancelled by using the M 14 adapter.



### Husqvarna G10X1.

For removal of epoxy, vinyls and glues.

PRODUCT NUMBER	NAME	CONNECTOR	DIAMETER, MM
543 09 34-65	G 10X1	22.2/m 14	125

### Husqvarna G1042.

For epoxy and glue removal.

PRODUCT NUMBER	NAME	CONNECTOR	DIAMETER, MM
543 09 34-66	G 1042	22.2/m 14	125

### Husqvarna G1073/G1043/G1013.

For concrete repairs, floor flattening and aggregate exposure.

PRODUCT NUMBER	NAME	APPLICATION	CONNECTOR	DIAMETER, MM	GRIT SIZE (MESH)
543 09 34-68	G 1013	Hard to very hard concrete	22.2/M 14	125	20/30
543 09 34-69	G 1043	Normal concrete	22.2/M 14	125	20/30
543 09 34-70	G 1073	Abrasive material	22.2/M 14	125	20/30

### Husqvarna G1045/G1015.

For epoxy and sealer laying preparation.

PRODUCT NUMBER	NAME	APPLICATION	CONNECTOR	DIAMETER, MM	GRIT SIZE (MESH)
543 09 34-72	G 1015	Normal to hard and very hard concrete	22.2/M 14	125	40/50
543 09 34-74	G 1045	Normal to soft and abrasive concrete	22.2/M 14	125	40/50

### Husqvarna G1017.

For scratch removal and polishing preparation.

PRODUCT NUMBER	NAME	CONNECTOR	DIAMETER, MM	GRIT SIZE (MESH)
543 09 34-75	G 1017	22.2/M 14	125	100/120





INDUSTRIAL FINISH



COMMERCIAL FINISH



PREMIUM FINISH



## FLOOR TREATMENT PRODUCTS

Concrete is one of the most durable surfaces known to man. However by mechanically refining the surface through grinding, polishing and chemical treatment, we can bring the surface to a whole new level of beauty, functionality and strength. With different specified processes, a flooring solution can be tailored to fit any requirement – aesthetic, flatness, gloss and price. Only by using Husqvarna equipment, diamond tools and concrete chemicals can a polished concrete floor truly be called HIPERFLOOR. Husqvarna offers a range of floor treatment products for use in the HIPERFLOOR process to help you achieve a first-class mechanical and aesthetic finish.

### Husqvarna GM 3000™.

Specifically formulated for re-grouting and hole filling in concrete surfaces.

PRODUCT NUMBER	NAME
543 08 71-61	GM 3000™, 20 l

### Husqvarna Hiperhard™.

A silicate applied to the concrete surface that significantly hardens the floor and improves the abrasion resistance as well having a significant impact on the appearance of the final floor.

PRODUCT NUMBER	NAME
543 08 71-65	Hiperhard™, 20 l
543 08 71-77	Rubber squeegee, 600 mm

### Husqvarna Hiperguard™ Premium Enhance.

Premium-grade surface impregnator that restricts the absorption of water, oil, fats and dirt. Stains are kept at the surface level, which simplifies maintenance and extends the lifespan of the floor. It also helps enhance the colour of the material being sealed.

PRODUCT NUMBER	NAME
543 08 74-47	Hiperguard™ PE, 5 l
543 08 74-48	Hiperguard™ PE, 10 l

### Husqvarna burnishing pads.

Recommended for use in conjunction with Hiperguard™ Premium Enhance.

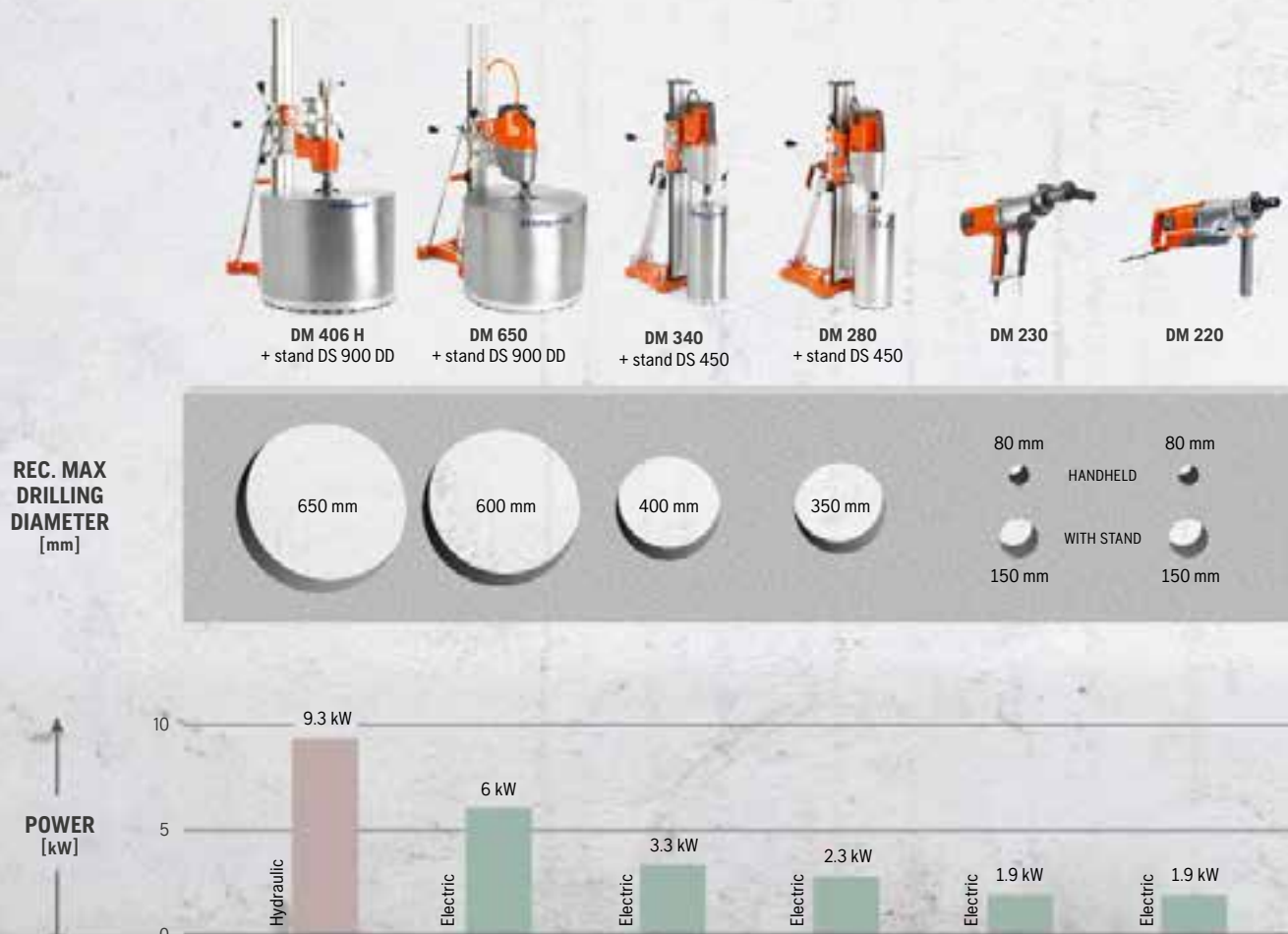
PRODUCT NUMBER	NAME
543 08 73-44	Burnishing pad for PG 530 and PG 680, Ø 240 mm
543 08 73-49	Burnishing pad for PG 820, Ø 270 mm
574 51 36-01	Velcro for burnishing pads, 240 mm
574 51 36-02	Velcro for burnishing pads, 270 mm

# HERE'S WHAT MAKES DRILLING SPECIALISTS MORE EFFICIENT

When developing and improving our drill motors, drill stands and diamond bits we look at the whole system, turning every bit and piece to find out how we can make skilled drilling operators work even more efficiently and effortlessly. More holes drilled per working hour. More turnover per operator. That's what a Husqvarna core drilling system is designed for.

## Range overview.

Husqvarna drill systems consist of powerful drill motors and sturdy stands. Power options available from the electric handheld 1.9 kW DM 220 to the hydraulic 9.3 kW DM 406 H. Recommended maximum drilling diameters range from 150 mm to 650 mm. For highest production rate, choose the system/systems optimal for your kind of operation.





## HUSQVARNA PRIME™ PRODUCT RANGE – LIGHT EQUIPMENT FOR HEAVY JOBS

Our range of high frequency PRIME™ equipment offers outstanding power-to-weight ratio and exceptional usability. You can do wall sawing, drilling and handheld cutting using the same power source. In short, more jobs done with smaller and lighter equipment.

**FLEXIBLE POWER** You can use Husqvarna DM 650/ PP 65 with both 3-phase and 1-phase power. With 1-phase power the system delivers 3 kW on the spindle, making DM 650 one of the most powerful 1-phase drill motors on the market.

**HUSQVARNA DM 650** is a very powerful and versatile electric drill motor equipped with high frequency PRIME™ technology. The high power output, low weight, user-friendly setup and intelligent design makes Husqvarna DM 650 suitable for most drilling applications. The drill speed can be optimized in 9 steps while running.

**DS 50 GYRO STAND** makes it possible to drill many holes from one position, in various directions and angles. Ideal for efficient stitch drilling! Installs very quickly without need for anchoring bolts.

**HUSQVARNA AD 10**, our automatic drill system, communicates with the drill motor to optimize the feed rate. This results in faster drilling and less wear on the diamond tool. Best of all, you can work more efficiently when you do not have to crank the feed by hand.

For more information,  
visit [www.husqvarnacp.com](http://www.husqvarnacp.com)

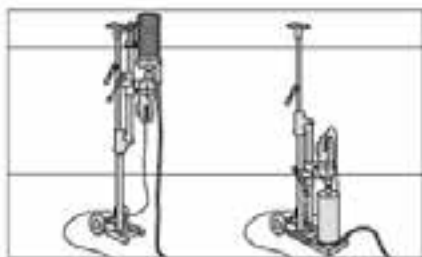




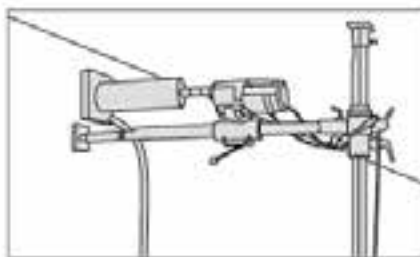
DRILL MOTORS	DM 650	DM 340	DM 280
<b>TECHNICAL SPECIFICATIONS</b>			
Power, W	6000/3000	3300	2700
Motor	3-phase/1-phase, electric	1-phase, electric	1-phase, electric
Voltage, V	400/230, connected to PP 65, PP 220	230	230/110
Speeds	18 (2 mechanical, 9 electrical)	3	3
Spindle speed unloaded, rpm	125–250 (1 speed)/ 270–530 (2 speed)	310/690/1190	450/1000/1730* 310/690/1190**
Rec drill diameter, mm	112–600	50–400	Low speed 50–350 High speed 25–250
Rec drill diameter handheld, mm	—	—	—
Mounting collar, mm	—	—	—
Spindle thread, outer	1 1/4" 7 UNC	1 1/4" 7 UNC	1 1/4" 7 UNC
Spindle thread, inner	—	—	—
UNC water coupling	G 1/4"	G 1/4"	G 1/4"
Sound pressure level, dB (A)	98	88	88
Sound power level, dB (A)	113	97	97
Weight, kg	14.0	14.0	13.0
Flow, max l/min	—	—	—
Pressure, max bar	—	—	—
<b>RECOMMENDED EQUIPMENT</b>			
Power pack	PP 490, PP 65, PP 220	—	—
Drill stand	DS 900 DD	DS 450, DS 50 Gyro	DS 450, DS 50 Gyro
<b>ARTICLE INFORMATION</b>			
	966 56 36–01, DM 650	965 98 72–07	966 55 41–06, 230 V, high speed
	966 56 37–01, PP 65		966 55 41–01, 230 V, low speed
	967 22 79–01, DM 650/PP 65		

\*High speed version. \*\*Low speed version.

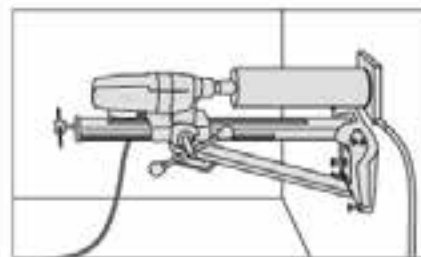
## APPLICATION OVERVIEW



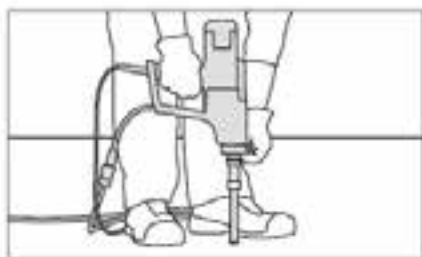
Vertical drilling, upwards and downwards.



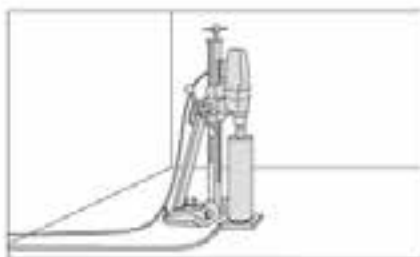
Horizontal drilling.



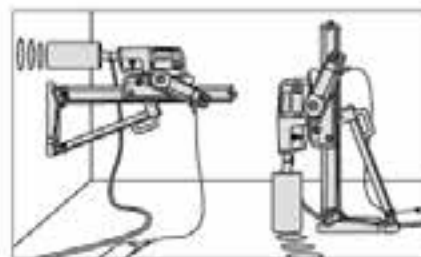
Drilling for channels, pipes and cables.



Drilling for barriers.



Vertical drilling.



Automatic drilling in all applications.



DM 230

DM 220

DM 406 H

1900  
1-phase, electric  
230/110

3  
730/1700/3600

150

80

60

1 1/4" 7 UNC

G 1/2" or 5/8" 11 UNC

G 1/4"

90

94

7.0

—

—

—

DS 150, DS 250

968 41 10-01, 1/2" inner thread, 230 V

1900  
1-phase electric  
230/110

3  
730/1700/3600

150

80

—

1 1/4" 7 UNC

G 1/2" or 5/8" 11 UNC

G 1/4"

90

94

7.5

—

—

—

DS 250

966 56 35-01, 1 1/4" outer thread  
1/2" inner thread, 230 V

9.3 kW at 40 l/min  
Hydraulic  
—  
6  
120/230/340/580/980/1400

0-650

—

—

1 1/4" 7 UNC/CR 128

—

R 1/2"

—

—

16.0

40

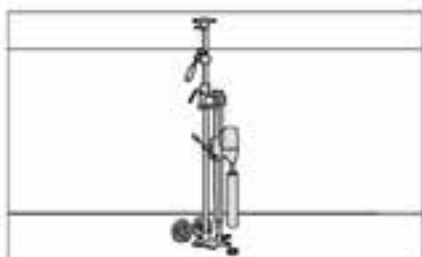
140

PP 325 E

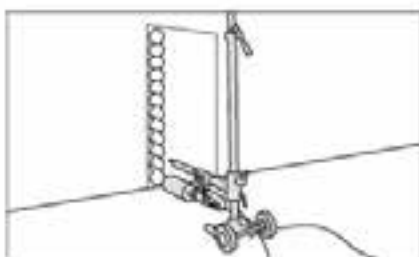
DS 900 DD

965 15 82-07, 1 1/4" 7 UNC spindle

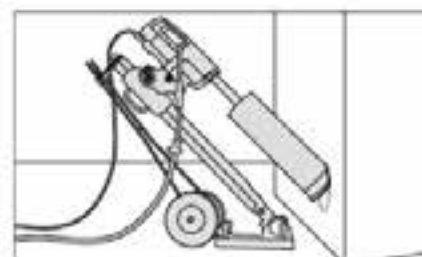
965 15 85-08, CR 128 spindle



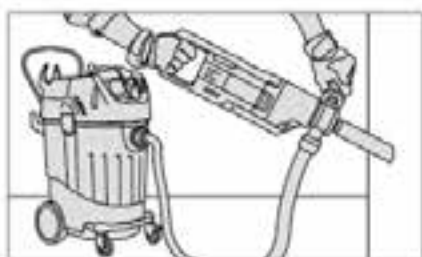
Drilling for water evacuation.



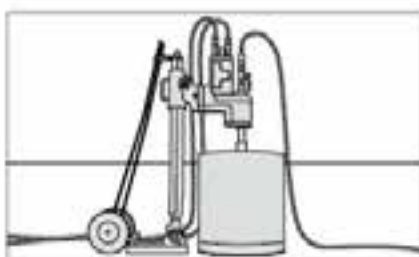
Stitch drilling.



Angle drilling.



Dry drilling handheld.



Large diameters and deep holes.



Drilling in difficult locations.



**1** Anchoring kit, incl large nut, holding screw, pointer and 5 anchors



**2** Anchoring systems, for anchoring in abrasive materials



**3** Large selection of adapter drill bits to suit various threads



**4** Washer quick release, to release the drill motor thread from the drill bit



**5** Extension drill bits, for deep drilling with standard drill bits



**6** Drill snap makes it easy to knock the drill out of the hole



**7** Quick spacer



**8** Ring adapter



**9** WT 15- battery-powered water tank



**10** Pressurised water tank holds 13.3 litres and comes with a 3-meter hose



**11** DC 1400 is an efficient, compact, single-phase dust collection unit



**12** Dust extraction adapter



**13** Telescopic start help device, for an easy and safe start For DM 230



**14** Telescopic start help device, for an easy and safe start For DM 220



**15** Spare front handle for DM 230, designed for a good user comfort



**16** Spare front handle for DM 220, designed for a good user comfort



**17** Drill motor keys



**18** Round slurry collector



**19** V-shaped slurry collector



**20** U-shaped slurry collector



## Husqvarna DM 650.

ACCESSORIES		
1	Anchoring kit, incl. 5 expanders	502 43 48-01
2	Anchoring system, 1 m	502 43 49-01
2	Anchoring system, 1.5 m	502 43 50-01
3	Adapter drill bit, 1 1/4" F – CR 128 M	531 07 20-02
3	Adapter drill bit, 1 1/4" F – 1/2" G F	543 04 64-26
4	Washer quick release	543 05 28-78
5	Extension drill bit, 300 mm, 1 1/4" F – 1 1/4" M, steel	543 04 65-02
5	Extension drill bit, 500 mm, 1 1/4" F – 1 1/4" M, steel	543 04 65-04
5	Extension drill bit, 1000 mm, 1 1/4" F – 1 1/4" M, steel	543 04 65-05
6	Drill snap, 1 1/4"	531 07 46-74
6	Drill snap, CR 128	531 07 20-03
7	Quick spacer	579 50 10-01
9	Water pump, WT 15, 230 V	966 70 83-01
10	Pressurised water tank	506 32 63-02
11	DC 1400	966 76 68-01
	Expanders for anchoring, 50 pcs	502 43 54-01
	Spacer, 200 mm	586 87 99-01

SPARE PARTS		
17	Drill motor keys, 32 mm	531 14 09-52

## Husqvarna DM 340 and DM 280.

ACCESSORIES		
1	Anchoring kit, incl. 5 expanders	502 43 48-01
2	Anchoring system, 1 m	502 43 49-01
2	Anchoring system, 1.5 m	502 43 50-01
3	Adapter drill bit, 1 1/4" F – 1/2" G F	543 04 64-26
3	Adapter drill bit, 1 1/4" F – CR 128 M	531 07 20-02
4	Washer quick release	543 05 28-78
5	Extension drill bit, 1000 mm, 1 1/4" F – 1 1/4" M, steel	543 04 65-05
5	Extension drill bit, 500 mm, 1 1/4" F – 1 1/4" M, steel	543 04 65-04
5	Extension drill bit, 300 mm, 1 1/4" F – 1 1/4" M, steel	543 04 65-02
6	Drill snap, CR 128	531 07 20-03
6	Drill snap, 1 1/4"	531 07 46-74
7	Quick spacer	579 50 10-01
9	Water pump, WT 15, 230 V	966 70 83-01
10	Pressurised water tank	506 32 63-02
11	DC 1400	966 76 68-01
	AD 10	966 66 66-01
	Expanders for anchoring, 50 pcs	502 43 54-01

## Husqvarna DM 230.

ACCESSORIES		
1	Anchoring kit, incl. 5 expanders	502 43 48-01
2	Anchoring system, 1.5 m	502 43 50-01
2	Anchoring system, 1 m	502 43 49-01
3	Adapter drill bit, 1 1/4" F – CR 128 M	531 07 20-02
3	Adapter drill bit, 1/2" G M – CR 128 M	531 07 20-00
3	Adapter drill bit, 1/2" G M – 1/2" G M	586 17 17-01
4	Washer quick release	543 05 28-78
5	Extension drill bit, 100 mm, 1/2" G M – 1/2" G F	543 04 62-99
5	Extension drill bit, 500 mm, 1/2" G M – 1/2" G F	543 04 65-00
6	Drill snap, 1 1/4"	531 07 46-74
6	Drill snap, CR 128	531 07 20-03
8	Ring adapter	581 25 71-01
9	Water pump, WT 15, 230 V	966 70 83-01
10	Pressurised water tank	506 32 63-02
11	DC 1400	966 76 68-01
12	Dust extraction adapter, 1/2" G M – 1 1/4" M	543 07 70-61
13	Telescopic start help device	522 93 50-01
	Expanders for anchoring, 50 pcs	502 43 54-01

SPARE PARTS		
15	Front handle	504 04 47-01
17	Drill motor keys, 32 mm	531 14 09-52
17	Drill motor keys, 24 mm	531 14 09-51
	Transport box	502 29 45-01

## Husqvarna DM 220.

ACCESSORIES		
1	Anchoring kit, incl. 5 expanders	502 43 48-01
2	Anchoring system, 1.5 m	502 43 50-01
2	Anchoring system, 1 m	502 43 49-01
3	Adapter drill bit, 1 1/4" F – CR 128 M	531 07 20-02
3	Adapter drill bit, 1/2" G M – 1/2" G M	586 17 17-01
3	Adapter drill bit, 1/2" G M – CR 128 M	531 07 20-00
4	Washer quick release	543 05 28-78
5	Extension drill bit, 100 mm, 1/2" G M – 1/2" G F	543 04 62-99
5	Extension drill bit, 500 mm, 1/2" G M – 1/2" G F	543 04 65-00
6	Drill snap, 1 1/4"	531 07 46-74
6	Drill snap, CR 128	531 07 20-03
9	Water pump, WT 15, 230 V	966 70 83-01
10	Pressurised water tank	506 32 63-02
11	DC 1400	966 76 68-01
14	Telescopic start help device	522 93 50-01
	Expanders for anchoring, 50 pcs	502 43 54-01

SPARE PARTS		
16	Front handle	504 04 47-01
	Transport box	502 29 45-01

## Husqvarna DM 406 H.

ACCESSORIES		
1	Anchoring kit, incl. 5 expanders	502 43 48-01
2	Anchoring system, 1 m	502 43 49-01
2	Anchoring system, 1.5 m	502 43 50-01
3	Adapter drill bit, 1 1/4" F – CR 128 M	531 07 20-02
3	Adapter drill bit, 1 1/4" F – 1/2" G F	543 04 64-26
4	Washer quick release	543 05 28-78
5	Extension drill bit, 300 mm, 1 1/4" F – 1 1/4" M, steel	543 04 65-02
5	Extension drill bit, 500 mm, 1 1/4" F – 1 1/4" M, steel	543 04 65-04
5	Extension drill bit, 1000 mm, 1 1/4" F – 1 1/4" M, steel	543 04 65-05
6	Drill snap, 1 1/4"	531 07 46-74
6	Drill snap, CR 128	531 07 20-03
7	Quick spacer	579 50 10-01
9	Water pump, WT 15, 230 V	966 70 83-01
10	Pressurised water tank	506 32 63-02
11	DC 1400	966 76 68-01
	Expanders for anchoring, 50 pcs	502 43 54-01
	Spacer, 200 mm	586 87 99-01

## Slurry collectors.

ROUND		
18	Hole 65 mm	531 28 00-00
18	Hole 110 mm	531 28 00-01
18	Hole 132 mm	531 28 02-95
18	Hole 160 mm	531 28 00-02
18	Hole 180 mm	531 28 02-96
18	Hole 210 mm	531 28 00-03
18	Hole 220 mm	531 07 46-82
18	Hole 260 mm	531 28 00-04
18	Hole 310 mm	531 28 00-05
18	Hole 360 mm	531 28 00-06
18	Hole 410 mm	531 28 03-22
18	Hole 430 mm	531 07 46-78
V-SHAPED		
19	V-shaped 350 mm	531 07 46-22
19	V-shaped 700 mm	531 28 00-07
U-SHAPED		
20	U-shaped 212 mm	531 28 03-29
RING		
	Ring, 80 mm	543 06 98-30

NEW



DRILL STANDS	DS 900 DD	DS 450	DS 50 GYRO
<b>TECHNICAL SPECIFICATIONS</b>			
Recommended max drill diameter, mm	900	450	350
Travel, max mm	944	700	670
Length, telescopic stanchion, m	—	—	3.1
Pivoting	—	—	Continuously adjustable
Angling	0–60°	0–60°	+/- 90°
Weight, incl. carriage, kg	32.2	24.0	56.0
<b>RECOMMENDED EQUIPMENT</b>			
Drill motor	DM 650, DM 406 H	DM 340, DM 280	DM 340, DM 280
<b>ARTICLE INFORMATION</b>			
	967 30 16-02	966 82 98-07	965 15 78-20, incl. baseplate 50 AT
			965 15 78-21, excl. baseplate 50 AT
			965 15 78-22, extended, excl. baseplate 50 AT



The AD 10 makes drilling faster and easier, so the operator can produce more in a shorter time, and with less strain. This outstanding automatic drill system optimizes the feed rate to the drill motor being used, for highly efficient and precise operation. With a single control, the operator can easily adjust speed, direction and power.



DS 40 GYRO	DS 250	DS 250 SINGLE SPEED	DS 150
150	250	250	150
600	685	685	495
3.1	—	—	—
Continuously adjustable	—	—	—
+/- 90°	0-60°	0-60°	0-60°
30.0	16.0	16.0	15.5
DM 230	DM 280, DM 230, DM 220	DM 280, DM 230, DM 220	DM 230
965 15 76-05, incl. DM mounting kit handheld	966 82 73-01, EU-RoW	966 82 73-03	966 82 72-01
965 15 76-07, incl. DM mount complete		966 82 73-05, DS 250 Single speed short incl. ring adapter	



AUTOMATIC DRILLING	AD 10
<b>TECHNICAL SPECIFICATIONS</b>	
Speed, m/min	0-3.2 in both directions
Weight, kg	3.6
<b>RECOMMENDED EQUIPMENT</b>	
Drill motors	DM 280, DM 340
Drill stands	DS 450, DS 50 Gyro
<b>ARTICLE INFORMATION</b>	
	966 66 66-01





**1** Stand kit excl column for DS 900 DD



**2** 2-meter column for DS 900 DD



**3** 2-meter column for DS 450



**4** Vacuum pump with powerful electric motor and tubular-shaped tank



**5** Anchoring kit, incl large nut, holding screw, pointer and 5 anchors



**6** Vacuum plate



**7** Vacuum gasket



**8** Anchoring systems, for anchoring in abrasive materials



**9** Quick spacer

The automatic drill system AD 10 makes drilling more effective and less strenuous



**10**



**12** Wheel kit



**13** Long back support



**11** Ring adapter

## Husqvarna DS 900 DD and DS 450.

### ACCESSORIES

<b>1</b>	Stand kit excl. column (DS 900 DD)	586 90 51-01
<b>2</b>	2-meter column (DS 900 DD)	531 11 30-46
<b>3</b>	2-meter column (DS 450)	525 85 76-02
<b>4</b>	Vacuum pump, VP 200	544 92 90-01
<b>5</b>	Anchoring kit, incl. 5 expanders	502 43 48-01
<b>6</b>	Vacuum plate	541 40 50-93
<b>8</b>	Anchoring system, 1.5 m	502 43 50-01
<b>8</b>	Anchoring system, 1 m	502 43 49-01
<b>9</b>	Quick spacer	579 50 10-01
<b>10</b>	AD 10 adapter (DS 900 DD/DM 340)	586 74 84-01
<b>11</b>	Ring adapter	581 25 71-01
<b>12</b>	Wheel kit (DS 900 DD)	587 08 81-01
<b>12</b>	Wheel kit (DS 450)	541 40 50-83
<b>13</b>	Long back support (DS 900 DD)	582 87 29-01
<b>14</b>	AD 10	966 66 66-01
	Expanders for anchoring, 50 pcs	502 43 54-01

### SPARE PARTS

<b>18</b>	3 spoke handle	541 40 50-39
-----------	----------------	--------------

## Husqvarna DS 250 and DS 150.

### ACCESSORIES

<b>4</b>	Vacuum pump, VP 200	544 92 90-01
<b>5</b>	Anchoring kit, incl. 5 expanders	502 43 48-01
<b>8</b>	Anchoring system, 1 m	502 43 49-01
<b>8</b>	Anchoring system, 1.5 m	502 43 50-01
<b>11</b>	Ring adapter for DS 250	581 25 71-01
	Expanders for anchoring, 50 pcs	502 43 54-01
	Male fitting	541 40 40-71
	Wheelbase	541 40 50-89

### SPARE PARTS

<b>7</b>	Vacuum gasket	541 40 48-91
	Vacuum cap	541 40 49-04



**14** Automatic drill system AD 10

**15** Angled anchor support

## Husqvarna DS 50 Gyro.

### ACCESSORIES

<b>9</b>	Spacer for quick mounting	579 50 10-01
<b>11</b>	Ring adapter	581 25 71-01
<b>14</b>	AD 10	966 66 66-01
<b>15</b>	Anchor support	544 96 60-01
<b>16</b>	Extension pole, inner	506 40 05-03
<b>16</b>	Extension pole, outer	506 40 85-05
<b>17</b>	Offset arm	544 96 96-01
<b>18</b>	Stop ring	544 14 02-01
<b>18</b>	Stop rubber foot	544 96 69-01
	Back support	506 40 76-10
	Top support	506 40 84-01

### SPARE PARTS

<b>19</b>	3 spoke handle	541 40 50-39
<b>20</b>	Tool kit, incl. in standard package	506 40 86-01



**16** Extension pole, to increase the capacity of drill rig



**17** Offset arm, for drilling in confined spaces



**18** To facilitate angle drilling and for measuring drill depth: stop rubber foot and stop ring



**19** 3 spoke handle



**20** Tool kit



DRILL MOTORS WITH STAND	DMS 240	DMS 160 AT	DMS 160 A
<b>TECHNICAL SPECIFICATIONS</b>			
Power, W	2400	1550	1550
Motor	1-phase, electric	1-phase, electric	1-phase, electric
Voltage, V	230/110	230/110	230/110
Spindle speed full load, rpm	185/455	1100	1100
Drill connection	1 1/4" 7 UNC	R 1/2"	R 1/2"
Drill diameter, max mm	250	120	120
Travel, max mm	685	700	700
Column height, mm	1000	890	840
Total weight, kg	25.0	12.0	10.5
Sound pressure level, dB (A)	99	89	89
Sound power level, dB (A)	106	102	102
Sound pressure level, dB (A)	98	88	88
Sound power level, dB (A)	113	97	97
Weight, kg	14.0	14.0	13.0
<b>ARTICLE INFORMATION</b>			
	965 17 36-03, 230 V	965 15 75-04, 230 V	965 15 75-02, 230 V



POWER UNITS	PP 490	PP 65	PP 325 E	PP 518
<b>TECHNICAL SPECIFICATIONS</b>				
Power output, kW	20.0	7.0/4.0	9.3	10.4
Rated current, A	32/25/16 reduced	16/16 (3-phase/1-phase)	16	—
Voltage, V	400	200-240	400	Petrol-powered
Pressure, bar	—	—	140	140
Flow, l/min	—	—	40	20, 30, 40
Weight incl. oil, kg	25	9.5	95.0	145.0 incl. oil and hoses
<b>RECOMMENDED EQUIPMENT</b>				
	WS 482 HF, CS 10 (together with WS 482 HF) K 6500, K 6500 Ring, K 6500 Chain, DM 650	DM 650, K 6500, K 6500 Ring	DM 406 H, K 3600 MK II, K 2500	DM 406 H, K 3600 MK II, K 2500
<b>ARTICLE INFORMATION</b>				
	587 94 22-01, PP 490, 380-400 V, 5 pin*	966 56 37-01	965 15 64-02, 400 V, 5 pin SoftStart™	967 15 36-02, incl. hydraulic hose set, 1/2"×7.6 m
	587 94 22-02, PP 490, 380-400 V, 4 pin*		965 15 64-07, 230/400 V, 5 pin Y-D start	
			965 15 64-04, 400 V, 4 pin SoftStart™	

\*Supplied with: remote control, power cable, water hoses, transport box containing charger and CAN cable.



## Husqvarna DMS 240.

### ACCESSORIES

1	Adapter drill bit, 1 1/4" F – CR 128 M	531 07 20-02
1	Adapter drill bit, 1 1/4" F – 1/2" G F	543 04 64-26
2	Extension drill bit, 300 mm, 1 1/4" F – 1 1/4" M, steel	543 04 65-02
2	Extension drill bit, 500 mm, 1 1/4" F – 1 1/4" M, steel	543 04 65-04
2	Extension drill bit, 1000 mm, 1 1/4" F – 1 1/4" M, steel	543 04 65-05
3	Dust extraction adapter, 1/2" G M – 1 1/4" M	543 07 70-61
4	Washer quick release	585 36 69-01
5	Drill snap, CR 128	531 07 20-03
5	Drill snap 1 1/4"	531 07 46-74
6	Anchoring kit, incl. 5 expanders	502 43 48-01
7	Anchoring system 1 m	502 43 49-01
7	Anchoring system 1.5 m	502 43 50-01
10	Water pump, WT 15, 230 V	966 70 83-01
10	Water pump, WT 15, 110 V	965 97 10-02
11	Pressurised water tank	506 32 63-02
12	Vacuum pump, VP 200	544 92 90-01
	Expanders for anchoring, 50 pcs	502 43 54-01



1 Large selection of adapters to suit various threads

2 Extensions for deep drilling with standard drill bits

3 Dust extraction adapter

4 Washer quick release

5 Drill snap

6 Anchoring kit, incl. large nut, holding screw, pointer and 5 anchors

## Husqvarna DMS 160 AT and DMS 160 A.

### ACCESSORIES

1	Adapter drill bit, 1/2" G M – 1 1/4" M	543 04 64-98
1	Adapter drill bit, 1/2" G M – CR 128 M	531 07 20-00
2	Extension drill bit, 100 mm, 1/2" G M – 1/2" G F	543 04 62-99
2	Extension drill bit, 500 mm, 1 1/4" F – 1 1/4" M, steel	543 04 65-04
3	Dust extraction adapter, 1/2" G M – 1 1/4" M	543 07 70-61
5	Drill snap 1 1/4"	531 07 46-74
5	Drill snap CR 128	531 07 20-03
6	Anchoring kit, incl. 5 expanders	502 43 48-01
8	Anchoring system, 1.5 m	502 43 50-01
8	Anchoring system, 1 m	502 43 49-01
9	Small-diameter vacuum plate	544 45 84-01
10	Water pump, WT 15, 230 V	966 70 83-01
10	Water pump, WT 15, 110 V	965 97 10-02
11	Pressurised water tank	506 32 63-02
12	Vacuum pump, VP 200	544 92 90-01
13	Drill motor keys, 27 mm	531 11 95-18
	Expanders for anchoring, 50 pcs	502 43 54-01
	Small-diameter vacuum plate	544 45 84-01
	Dust and slurry control device, 132 mm	531 28 02-95



7 Anchoring systems for DMS 240

8 Anchoring systems for DMS 160 AT and DMS 160 A

9 Small-diameter vacuum plate for DMS 160 AT and DMS 160 A

10 WT 15 battery-powered water tank

11 Pressurised water tank holds 13.3 litres and comes with a 3-meter hose

12 Vacuum pump with powerful electric motor and tubular-shaped tank

### SPARE PARTS

14	Tool kit, incl. in standard package	506 40 86-01
----	-------------------------------------	--------------

## Husqvarna PP 65.

### SPARE PARTS

15	Gardena-Tema water adapter	585 56 41-01
16	Main power cable	578 37 23-01
17	Power harness adapter	579 00 23-01



13 Drill motor keys

15 Gardena-Tema water adapter

16 Power cable

14 Tool kit for DMS 160 AT and DMS 160 A

## Husqvarna PP 325 E.

### SPARE PARTS

18	Hydraulic oil filter	531 11 82-49
19	Water hose connection	510 20 30-01



15 Gardena-Tema water adapter

16 Power cable

17 Power harness adapter

## Husqvarna PP 518.

### SPARE PARTS

20	Hydraulic hose set, 1/2" x 7.6 m	510 20 23-06
20	Hydraulic hose set, 5/8" x 7.6 m	510 20 23-08
20	Hydraulic hose, 5/8" x 15.2 m	510 20 73-10
	Replacement battery, 12 V	522 95 02-01



18 Hydraulic oil filter

19 Water hose connection


20 Hydraulic hose set

# DIAMOND TOOLS FOR DRILLING

With more than 70 years of experience, Husqvarna continues to develop state-of-the-art diamond drill bits for professionals and frequent users. Our drill bit range consists of four series. Elite-Drill series are drill bits with Diagrip™, the revolutionary technology that yields superior cutting capacity, longer life and a smooth, rapid cut. Vari-Drill series are laser-welded, high performance tools, which provides durability and a free cutting performance. D600 series is designed for drilling in tiles. Tacti-Drill series are reliable, laser-welded bits with a high purchasing value for non-intensive use in heavier applications.

## Revolutionary diamond tool technology for superior cutting capacity and durability.

One of the greatest benefits with the Diagrip™ technology is how fast and smooth the diamond tools go through all types of construction materials. Diagrip™ tools means trouble-free drilling, especially in heavily reinforced concrete.



The diamonds are specially treated to remain in place in the segments longer, and be distributed optimally, delivering maximum efficiency to every diamond. With Diagrip™ the diamonds are exposed and expended at an even rate, which makes the edge very even and powerful, even when cutting hard materials like reinforced concrete.



See pages 14–15 for more information.



ELITE-DRILL

VARI-DRILL

PRODUCT	D 1405	D 1410	D 1420	D 1465	D 20	D 65	
SEGMENT SHAPE							
<b>MATERIAL</b>							
Tiles	—	—	—	—	—	—	
Natural stone, granite	● ● ●	● ●	—	—	● ● ●	—	
Concrete, hard	● ● ●	● ● ●	● ●	—	● ● ●	—	
Concrete, medium	● ●	● ●	● ● ●	●	● ●	● ●	
Concrete, soft	●	●	● ● ●	● ●	●	● ●	
Concrete, abrasive	—	—	● ●	● ●	—	● ● ●	
Asphalt	—	—	—	● ● ●	—	● ●	
Brick	—	—	—	● ●	—	● ●	
Cement blocks	—	—	—	● ●	—	● ●	
<b>RECOMMENDED EQUIPMENT</b>							
Drill motor	DM 650, DM 406 H, DM 340, DM 280, DMS 240						

● ● ● = Optimal ● ● = Good ● = Acceptable — = Not recommended





## Husqvarna Elite-Drill D 1405.

Professional drill bit with Diagrip™ technology for easy drilling in hard concrete.  
For motors from 2.4 kW and up.

DIAMETER, MM	SEGMENT DIMENSIONS, MM (L×W×H)	NUMBER OF SEGMENTS	PRODUCT NUMBER CONNECTOR 1 1/4"	PRODUCT NUMBER CONNECTOR CR 128
52	24.0×3.5×9.0+2	5	582 06 29-01	582 06 29-02
62	24.0×3.5×9.0+2	6	582 06 30-01	582 06 30-02
72	24.0×3.5×9.0+2	6	582 06 31-01	582 06 31-02
82	24.0×3.5×9.0+2	7	582 18 62-01	582 18 62-02
92	24.0×3.5×9.0+2	7	582 49 89-02	582 49 89-01
102	24.0×3.5×9.0+2	8	582 18 93-01	582 18 93-02
107	24.0×3.5×9.0+2	9	582 18 94-01	582 18 94-02
112	24.0×3.5×9.0+2	9	582 18 95-01	582 18 95-02
122	24.0×3.5×9.0+2	10	582 18 96-01	582 18 96-02
127	24.0×3.5×9.0+2	10	582 18 97-01	582 18 97-02
132	24.0×3.5×9.0+2	11	582 06 32-01	582 06 32-02
142	24.0×3.5×9.0+2	11	582 18 98-01	582 18 98-02
152	24.0×4.0×9.0+2	12	582 19 51-01	582 19 51-02
162	24.0×4.0×9.0+2	12	582 19 52-01	582 19 52-02
172	24.0×4.0×9.0+2	13	582 19 53-01	582 19 53-02
182	24.0×4.0×9.0+2	13	582 19 54-01	582 19 54-02
200	24.0×4.0×9.0+2	14	582 19 55-01	582 19 55-02
225	24.0×4.0×9.0+2	15	582 19 56-01	582 19 56-02
250	24.0×4.5×9.0+2	16	582 19 57-01	582 19 57-02
300	24.0×4.5×9.0+2	18	582 19 58-01	582 19 58-02
350	24.0×4.5×9.0+2	21	582 19 59-01	582 19 59-02

Other diameters available on request.

## Husqvarna Elite-Drill D 1410.

Professional drill bit with Diagrip™ technology for easy drilling at high speeds.  
For motors from 2.4 kW and up.

DIAMETER, MM	SEGMENT DIMENSIONS, MM (L×W×H)	NUMBER OF SEGMENTS	PRODUCT NUMBER CONNECTOR 1 1/4"	PRODUCT NUMBER CONNECTOR CR 128
82	24.0×4.0×9.0+4	8	585 20 98-01	585 20 98-03
92	24.0×4.0×9.0+4	9	585 21 01-01	585 21 01-03
102	24.0×4.0×9.0+4	9	585 21 02-01	585 21 02-03
107	24.0×4.0×9.0+4	10	585 21 04-01	585 21 04-03
112	24.0×4.0×9.0+4	10	585 21 05-01	585 21 05-03
122	24.0×4.0×9.0+4	11	585 21 06-01	585 21 06-03
127	24.0×4.0×9.0+4	12	585 21 08-01	585 21 08-03
132	24.0×4.0×9.0+4	12	585 21 10-01	585 21 10-03
142	24.0×4.0×9.0+4	12	585 21 12-01	585 21 12-03
152	24.0×4.5×9.0+4	13	585 21 13-01	585 21 13-03
162	24.0×4.5×9.0+4	13	585 21 14-01	585 21 14-03
172	24.0×4.5×9.0+4	14	585 21 16-01	585 21 16-03
182	24.0×4.5×9.0+4	14	585 21 18-01	585 21 18-03
192	24.0×4.5×9.0+4	15	585 21 20-01	585 21 20-03
200	24.0×4.5×9.0+4	15	585 21 21-03	585 21 21-03
225	24.0×4.5×9.0+4	16	585 21 24-01	585 21 24-03
250	24.0×4.5×9.0+4	17	585 21 28-01	585 21 28-03
275	24.0×4.5×9.0+4	19	585 27 88-01	585 27 88-03
300	24.0×4.5×9.0+4	19	585 21 32-01	585 21 32-03
350	24.0×4.5×9.0+4	22	585 21 34-01	585 21 34-03

Other diameters available on request.

### Husqvarna Elite-Drill D 1420.

Professional drill bit with Diagrip™ technology for durability in tough conditions.  
For motors from 2.4 kW and up.

DIAMETER, MM	SEGMENT DIMENSIONS, MM (L×W×H)	NUMBER OF SEGMENTS	PRODUCT NUMBER CONNECTOR 1 1/4"	PRODUCT NUMBER CONNECTOR CR 128
16	3.2×7.5+2	Crown	586 42 46-01	586 42 46-02
18	3.2×7.5+2	Crown	586 42 52-01	586 42 52-02
20	3.2×7.5+2	Crown	586 42 53-01	586 42 53-02
22	3.2×7.5+2	Crown	586 42 57-01	586 42 57-02
24.0	3.2×7.5+2	Crown	586 42 59-01	586 42 59-02
25	3.2×7.5+2	Crown	586 42 60-01	586 42 60-02
26	3.2×7.5+2	Crown	586 42 62-01	586 42 62-02
28	3.2×7.5+2	Crown	586 42 63-01	586 42 63-02
29	3.2×7.5+2	Crown	586 42 66-01	586 42 66-02
32	3.2×7.5+2	Crown	586 42 69-01	586 42 69-02
35	3.2×7.5+2	Crown	586 42 75-01	586 42 75-02
38	3.2×7.5+2	Crown	586 42 77-01	586 42 77-02
39	3.2×7.5+2	Crown	586 42 79-01	586 42 79-02
45	3.2×7.5+2	Crown	586 42 84-01	586 42 84-02
52	24.0×3.5×9.0+2	5	586 08 35-01	586 08 35-03
62	24.0×3.5×9.0+2	6	586 08 37-01	586 08 37-03
72	24.0×3.5×9.0+2	6	586 08 41-01	586 08 41-03
82	24.0×4.0×9.0+2	7	586 08 45-01	586 08 45-03
92	24.0×4.0×9.0+2	8	586 08 48-01	586 08 48-03
102	24.0×4.0×9.0+2	8	586 08 50-01	586 08 50-03
107	24.0×4.0×9.0+2	9	586 08 51-01	586 08 51-03
112	24.0×4.0×9.0+2	9	586 08 52-01	586 08 52-03
122	24.0×4.0×9.0+2	10	586 08 55-01	586 08 55-03
127	24.0×4.0×9.0+2	10	586 08 57-01	586 08 57-03
132	24.0×4.0×9.0+2	11	586 08 59-01	586 08 59-03
142	24.0×4.0×9.0+2	11	586 08 61-01	586 08 61-03
152	24.0×4.5×9.0+2	12	586 08 63-01	586 08 63-03
162	24.0×4.5×9.0+2	12	586 08 64-01	586 08 64-03
172	24.0×4.5×9.0+2	13	586 08 67-01	586 08 67-03
182	24.0×4.5×9.0+2	13	586 08 70-01	586 08 70-03
200	24.0×4.5×9.0+2	14	586 08 75-01	586 08 75-03
225	24.0×4.5×9.0+2	15	586 08 81-01	586 08 81-03
250	24.0×4.5×9.0+2	16	586 08 84-01	586 08 84-03
275	24.0×4.5×9.0+2	18	586 08 88-01	586 08 88-03
300	24.0×4.5×9.0+2	18	586 08 90-01	586 08 90-03
350	24.0×4.5×9.0+2	21	586 08 95-01	586 08 95-03

Other diameters available on request.

### Husqvarna Elite-Drill D 1465.

Professional drill bit with Diagrip™ technology for durability and free cutting in abrasive conditions.  
For motors from 2.4 kW and up.

DIAMETER, MM	SEGMENT DIMENSIONS, MM (L×W×H)	NUMBER OF SEGMENTS	PRODUCT NUMBER CONNECTOR 1 1/4"	PRODUCT NUMBER CONNECTOR CR 128
52	24.0×3.5×9.0+2	5	586 12 85-01	586 12 85-03
62	24.0×3.5×9.0+2	6	586 12 87-01	586 12 87-03
72	24.0×3.5×9.0+2	6	586 12 91-01	586 12 91-03
82	24.0×4.0×9.0+2	7	586 12 95-01	586 12 95-03
92	24.0×4.0×9.0+2	8	586 12 98-01	586 12 98-03
102	24.0×4.0×9.0+2	8	586 13 00-01	586 13 00-03
107	24.0×4.0×9.0+2	9	586 13 01-01	586 13 01-03
112	24.0×4.0×9.0+2	9	586 13 02-01	586 13 02-03
122	24.0×4.0×9.0+2	10	586 13 05-01	586 13 05-03
127	24.0×4.0×9.0+2	10	586 13 07-01	586 13 07-03
132	24.0×4.0×9.0+2	11	586 13 09-01	586 13 09-03
142	24.0×4.0×9.0+2	11	586 13 11-01	586 13 11-03
152	24.0×4.5×9.0+2	12	586 13 13-01	586 13 13-03
162	24.0×4.5×9.0+2	12	586 13 14-01	586 13 14-03
172	24.0×4.5×9.0+2	13	586 13 17-01	586 13 17-03
182	24.0×4.5×9.0+2	13	586 13 20-01	586 13 20-03
192	24.0×4.5×9.0+2	14	586 13 24-01	586 13 24-03
202	24.0×4.5×9.0+2	14	586 13 26-01	586 13 26-03
225	24.0×4.5×9.0+2	15	586 13 31-01	586 13 31-03
250	24.0×4.5×9.0+2	16	586 13 34-01	586 13 34-03
275	24.0×4.5×9.0+2	18	586 13 38-01	586 13 38-03
300	24.0×4.5×9.0+2	18	586 13 40-01	586 13 40-03
350	24.0×4.5×9.0+2	21	586 13 45-01	586 13 45-03

Other diameters available on request.

## Husqvarna Vari-Drill D 20.

Premium drill bit for heavy-duty applications when working with medium to hard concrete.  
For 1.5–4 kW motors.

DIAMETER, MM	CONNECTOR	TUBE LENGTH, MM	SEGMENT DIMENSIONS, MM (L×W×H)	NUMBER OF SEGMENTS	PRODUCT NUMBER
18	1 1/4"	450	18.0×3.2×7.5+2	Crown	582 00 29-01
20	1 1/4"	450	20.0×3.2×7.5+2	Crown	582 00 30-01
22	1 1/4"	450	22.0×3.2×7.5+2	Crown	582 00 36-01
24	1 1/4"	450	24.0×3.2×7.5+2	Crown	582 00 37-01
25	1 1/4"	450	25.0×3.2×7.5+2	Crown	582 00 39-01
26	1 1/4"	450	26.0×3.2×7.5+2	Crown	582 00 40-01
28	1 1/4"	450	28.0×3.2×7.5+2	Crown	582 00 42-01
29	1 1/4"	450	29.0×3.2×7.5+2	Crown	582 00 43-01
30	1 1/4"	450	30.0×3.2×7.5+2	Crown	582 1971-01
32	1 1/4"	450	32.0×3.2×7.5+2	Crown	582 00 44-01
35	1 1/4"	450	35.0×3.2×7.5+2	Crown	582 00 45-01
38	1 1/4"	450	38.0×3.2×7.5+2	Crown	582 00 46-01
39	1 1/4"	450	39.0×3.2×7.5+2	Crown	582 00 47-01
40	1 1/4"	450	40.0×3.2×7.5+2	Crown	582 19 72-01
42	1 1/4"	450	42.0×3.2×7.5+2	Crown	582 00 48-01
45	1 1/4"	450	45.0×3.2×7.5+2	Crown	582 00 50-01
52	1 1/4"	450	24.0×3.5×9.0+2	5	582 00 51-01
57	1 1/4"	450	24.0×3.5×9.0+2	5	582 00 52-01
62	1 1/4"	450	24.0×3.5×9.0+2	6	582 00 53-01
72	1 1/4"	450	24.0×3.5×9.0+2	6	582 00 54-01
82	1 1/4"	450	24.0×3.5×9.0+2	7	582 00 55-01
87	1 1/4"	450	24.0×3.5×9.0+2	7	582 00 56-01
102	1 1/4"	450	24.0×3.5×9.0+2	8	582 00 57-01
107	1 1/4"	450	24.0×3.5×9.0+2	9	582 00 58-01
112	1 1/4"	450	24.0×3.5×9.0+2	9	582 00 59-01
122	1 1/4"	450	24.0×3.7×9.0+2	10	582 00 60-01
132	1 1/4"	450	24.0×3.7×9.0+2	11	582 00 61-01
152	1 1/4"	450	24.0×3.7×9.0+2	12	582 00 62-01
162	1 1/4"	450	24.0×4.0×9.0+2	12	582 00 63-01
172	1 1/4"	450	24.0×4.0×9.0+2	13	582 00 64-01
182	1 1/4"	450	24.0×4.0×9.0+2	13	582 00 65-01
200	1 1/4"	450	24.0×4.0×9.0+2	14	582 00 66-01
225	1 1/4"	450	24.0×4.3×9.0+2	16	582 00 67-01
250	1 1/4"	450	24.0×4.3×9.0+2	17	582 00 68-01
300	1 1/4"	450	24.0×4.3×9.0+2	21	582 00 69-01

## Husqvarna Vari-Drill D 65.

Premium drill bit with great performance and durability in heavy-duty applications.  
For 1.5–4 kW motors.

DIAMETER, MM	CONNECTOR	TUBE LENGTH, MM	SEGMENT DIMENSIONS, MM (L×W×H)	NUMBER OF SEGMENTS	PRODUCT NUMBER
52	1 1/4"	450	24.0×3.5×9.0+2	5	581 99 63-01
57	1 1/4"	450	24.0×3.5×9.0+2	5	581 99 64-01
62	1 1/4"	450	24.0×3.5×9.0+2	6	581 99 65-01
72	1 1/4"	450	24.0×3.5×9.0+2	6	581 99 66-01
82	1 1/4"	450	24.0×3.5×9.0+2	7	581 99 67-01
87	1 1/4"	450	24.0×3.5×9.0+2	7	581 99 68-01
102	1 1/4"	450	24.0×3.5×9.0+2	8	581 99 74-01
107	1 1/4"	450	24.0×3.5×9.0+2	9	581 99 75-01
112	1 1/4"	450	24.0×3.5×9.0+2	9	581 99 76-01
122	1 1/4"	450	24.0×3.7×9.0+2	10	581 99 78-01
132	1 1/4"	450	24.0×3.7×9.0+2	11	581 99 79-01
152	1 1/4"	450	24.0×3.7×9.0+2	12	581 99 80-01
162	1 1/4"	450	24.0×4.0×9.0+2	12	581 99 88-01
172	1 1/4"	450	24.0×4.0×9.0+2	13	581 99 89-01
182	1 1/4"	450	24.0×4.0×9.0+2	13	581 99 90-01
200	1 1/4"	450	24.0×4.0×9.0+2	14	581 99 91-01
225	1 1/4"	450	24.0×4.3×9.0+2	16	581 99 92-01
250	1 1/4"	450	24.0×4.5×9.0+2	17	581 99 93-01
300	1 1/4"	450	24.0×4.5×9.0+2	21	581 99 94-01



## Husqvarna Tacti-Drill D 20.

Quality drill bit for high speed and free cutting. For 1.5–4 kW motors.

DIAMETER, MM	CONNECTOR	TUBE LENGTH, MM	SEGMENT DIMENSIONS, MM (L×W×H)	NUMBER OF SEGMENTS	PRODUCT NUMBER
20	1 1/4"	450	20.0×3.2×7.5+2	Crown	582 07 10-01
22	1 1/4"	450	22.0×3.2×7.5+2	Crown	582 07 20-01
24	1 1/4"	450	24.0×3.2×7.5+2	Crown	582 07 25-01
25	1 1/4"	450	25.0×3.2×7.5+2	Crown	582 07 26-01
26	1 1/4"	450	26.0×3.2×7.5+2	Crown	582 07 28-01
28	1 1/4"	450	28.0×3.2×7.5+2	Crown	582 07 29-01
29	1 1/4"	450	29.0×3.2×7.5+2	Crown	582 07 31-01
30	1 1/4"	450	30.0×3.2×7.5+2	Crown	582 19 68-01
32	1 1/4"	450	32.0×3.2×7.5+2	Crown	582 07 48-01
35	1 1/4"	450	35.0×3.2×7.5+2	Crown	582 07 57-01
38	1 1/4"	450	38.0×3.2×7.5+2	Crown	582 07 65-01
39	1 1/4"	450	39.0×3.2×7.5+2	Crown	582 07 66-01
40	1 1/4"	450	40.0×3.2×7.5+2	Crown	582 19 70-01
42	1 1/4"	450	42.0×3.2×7.5+2	Crown	582 07 67-01
45	1 1/4"	450	45.0×3.2×7.5+2	Crown	582 07 68-01
52	1 1/4"	450	24.0×3.5×7.0+2	5	582 07 69-01
57	1 1/4"	450	24.0×3.5×7.0+2	5	582 07 70-01
62	1 1/4"	450	24.0×3.5×7.0+2	5	582 07 71-01
72	1 1/4"	450	24.0×3.5×7.0+2	6	582 07 73-01
82	1 1/4"	450	24.0×3.5×7.0+2	7	582 07 74-01
87	1 1/4"	450	24.0×3.5×7.0+2	7	582 07 75-01
102	1 1/4"	450	24.0×3.5×7.0+2	8	582 07 76-01
107	1 1/4"	450	24.0×3.5×7.0+2	9	582 07 77-01
112	1 1/4"	450	24.0×3.5×7.0+2	9	582 07 80-01
122	1 1/4"	450	24.0×3.7×7.0+2	10	582 07 81-01
132	1 1/4"	450	24.0×3.7×7.0+2	11	582 07 82-01
152	1 1/4"	450	24.0×3.7×7.0+2	12	582 07 83-01
162	1 1/4"	450	24.0×4.0×7.0+2	12	582 07 84-01
182	1 1/4"	450	24.0×4.0×7.0+2	13	582 07 85-01
200	1 1/4"	450	24.0×4.0×7.0+2	13	582 07 86-01
225	1 1/4"	450	24.0×4.0×7.0+2	14	582 07 87-01
250	1 1/4"	450	24.0×4.3×7.0+2	17	582 07 88-01
300	1 1/4"	450	24.0×4.3×7.0+2	21	582 07 89-01

## Husqvarna Thin-walled D 1210.

The professional drill bit D 1210 offers very high speed. For 1.5–2.5 kW motors.

DIAMETER, MM	CONNECTOR	LENGTH, MM	TYPE	SEGMENT DIMENSIONS, MM (L×W×H)	PRODUCT NUMBER
8	1/2" G	200	Crown	8.0×2.3×7.0+2	522 68 05-01
10	1/2" G	200	Crown	10.0×2.3×7.0+2	522 68 06-01
12	1/2" G	200	Crown	12.0×2.3×7.0+2	522 68 07-01
14	1/2" G	200	Crown	14.0×2.3×7.0+2	522 68 08-01
16	1/2" G	350	Crown	16.0×2.3×7.0+2	522 68 09-01
18	1/2" G	350	Crown	18.0×2.3×7.0+2	522 68 10-01
20	1/2" G	350	Crown	20.0×2.3×7.0+2	522 68 11-01
22	1/2" G	350	Crown	22.0×2.3×7.0+2	522 68 12-01
24	1/2" G	350	Crown	24.0×2.3×7.0+2	522 68 13-01
25	1/2" G	350	Crown	25.0×2.3×7.0+2	522 68 14-01
26	1/2" G	350	Crown	26.0×2.3×7.0+2	522 68 15-01
28	1/2" G	350	Crown	28.0×2.3×7.0+2	522 68 16-01
30	1/2" G	350	Crown	30.0×2.3×7.0+2	522 68 17-01
32	1/2" G	350	Crown	32.0×2.3×7.0+2	522 68 18-01
35	1/2" G	350	Crown	35.0×2.3×7.0+2	522 68 19-01
40	1/2" G	350	Crown	40.0×2.3×7.0+2	522 68 20-01
45	1/2" G	350	Crown	45.0×2.3×7.0+2	522 68 22-01
50	1/2" G	350	Crown	50.0×2.3×7.0+2	522 68 23-01
55	1/2" G	350	5	24.0×2.5×7.5+2	522 68 25-01
61	1/2" G	350	6	24.0×2.5×7.5+2	522 68 26-01
66	1/2" G	350	6	24.0×2.5×7.5+2	522 68 28-01
71	1/2" G	350	7	24.0×2.5×7.5+2	522 68 29-01
76	1/2" G	350	7	24.0×2.5×7.5+2	522 68 21-01
81	1/2" G	350	7	24.0×2.5×7.5+2	522 68 31-01
91	1/2" G	350	8	24.0×2.5×7.5+2	522 68 34-01
101	1/2" G	350	9	24.0×2.5×7.5+2	522 68 35-01
111	1/2" G	350	10	24.0×2.5×7.5+2	522 68 38-01
120	1/2" G	350	11	24.0×2.5×7.5+2	522 68 40-01
125	1/2" G	350	11	24.0×2.5×7.5+2	573 94 83-01
131	1/2" G	350	11	24.0×2.5×7.5+2	522 68 43-01
141	1/2" G	350	12	24.0×2.5×7.5+2	573 94 84-01
151	1/2" G	350	12	24.0×2.5×7.5+2	573 94 86-01

Other diameters available on request.

## Husqvarna Thin-walled D 810.

Professional drill bit with great versatility for handheld wet cutting. For 1.5–2.5 kW motors.

DIAMETER, MM	CONNECTOR	TUBE LENGTH, MM	SEGMENT DIMENSIONS, MM (L×W×H)	NUMBER OF SEGMENTS	PRODUCT NUMBER
10	1/2" G	150	10.0×2.3×7.5+2	Crown	522 88 30-01
12	1/2" G	150	12.0×2.3×7.5+2	Crown	522 88 31-01
14	1/2" G	250	14.0×2.3×7.5+2	Crown	522 88 32-01
16	1/2" G	250	16.0×2.3×7.5+2	Crown	522 88 33-01
18	1/2" G	250	18.0×2.3×7.5+2	Crown	522 88 34-01
20	1/2" G	350	20.0×2.3×7.5+2	Crown	522 88 35-01
22	1/2" G	350	22.0×2.3×7.5+2	Crown	522 88 36-01
25	1/2" G	350	25.0×2.3×7.5+2	Crown	522 88 37-01
28	1/2" G	350	28.0×2.3×7.5+2	Crown	522 88 38-01
30	1/2" G	350	30.0×2.3×7.5+2	Crown	522 88 39-01
32	1/2" G	350	32.0×2.3×7.5+2	Crown	522 88 40-01
35	1/2" G	350	35.0×2.3×7.5+2	Crown	522 88 41-01
40	1/2" G	350	40.0×2.3×7.5+2	Crown	522 88 42-01
42	1/2" G	350	42.0×2.3×7.5+2	Crown	574 52 67-01
45	1/2" G	350	45.0×2.3×7.5+2	Crown	522 88 43-01
50	1/2" G	350	50.0×2.3×7.5+2	Crown	522 88 44-01
56	1/2" G	350	24.0×2.7×7.0+2	5	522 78 79-01
61	1/2" G	350	24.0×2.7×7.0+2	6	522 78 80-01
66	1/2" G	350	24.0×2.7×7.0+2	6	522 78 81-01
71	1/2" G	350	24.0×2.7×7.0+2	6	522 78 82-01
81	1/2" G	350	24.0×2.7×7.0+2	7	522 78 83-01
91	1/2" G	350	24.0×2.7×7.0+2	8	522 78 84-01
101	1/2" G	350	24.0×2.7×7.0+2	8	522 78 85-01
111	1/2" G	350	24.0×2.7×7.0+2	9	522 78 86-01
121	1/2" G	350	24.0×2.7×7.0+2	10	522 78 87-01
131	1/2" G	350	24.0×2.7×7.0+2	11	522 78 88-01

## Husqvarna D 835.

Professional drill bit for dry and wet drilling. For 1.8–3 kW motors.

DIAMETER, MM	CONNECTOR	TUBE LENGTH, MM	SEGMENT DIMENSIONS, MM (L×W×H)	NUMBER OF SEGMENTS	PRODUCT NUMBER
37	1 1/4"	350	16.3×3.0×6.5	4	522 79 04-01
47	1 1/4"	350	24.0×3.5×6.5	4	522 79 05-01
57	1 1/4"	350	24.0×3.5×6.5	4	522 79 06-01
72	1 1/4"	350	24.0×3.5×6.5	5	522 79 07-01
87	1 1/4"	350	24.0×3.5×6.5	6	522 79 08-01
112	1 1/4"	350	24.0×4.0×6.5	8	522 79 09-01
127	1 1/4"	350	24.0×4.0×6.5	9	522 79 10-01
152	1 1/4"	350	24.0×4.0×6.5	12	522 79 11-01
162	1 1/4"	350	24.0×4.0×6.5	12	522 79 12-01
200	1 1/4"	350	24.0×4.0×6.5	14	522 79 13-01

## Accessories D 835.

TYPE	PRODUCT NUMBER
Centering device, Ø 37 mm	543 09 54-31
Centering device, Ø 47 mm	543 08 80-12
Centering device, Ø 57 mm	543 08 80-14
Centering device, Ø 72 mm	543 08 34-74
Centering device, Ø 87 mm	543 08 34-76
Centering device, Ø 112 mm	543 08 96-13
Centering device, Ø 127 mm	543 08 34-78
Centering device, Ø 152 mm	543 08 34-79
Centering device, Ø 162 mm	543 08 34-80
Centering device, Ø 200 mm	543 09 54-32
Dust extraction adapter, 1/2" G M – 1 1/4" M	543 07 70-61
Vacuum extensions, 1 1/4" F – 1 1/4" M	543 08 08-32

## Husqvarna D 825.

Professional drill bit for dry drilling with high speed handheld drill motors. From 1 kW.

DIAMETER, MM	TUBE LENGTH, MM	SEGMENT DIMENSIONS, MM (L×W×H)	NUMBER OF SEGMENTS	PRODUCT NUMBER
<b>D 825 WITH M 16 CONNECTOR AND TUBE LENGTH 150 MM</b>				
37	150	16.0×3.0×9.0	4	586 09 96-01
52	150	24.0×3.5×9.0	4	586 09 97-01
57	150	24.0×3.5×9.0	4	586 09 98-01
68	150	24.0×3.5×9.0	4	586 09 99-01
85	150	24.0×3.5×9.0	4	586 10 00-01
107	150	24.0×4.0×9.0	5	586 10 01-01
117	150	24.0×4.0×9.0	5	586 10 02-01
127	150	24.0×4.0×9.0	6	586 10 03-01
152	150	24.0×4.0×9.0	7	586 10 04-01
162	150	24.0×4.0×9.0	8	586 10 05-01
200	150	24.0×4.0×9.0	9	586 10 06-01
<b>D 825 WITH 1/2" GF CONNECTOR</b>				
37	150	16.0×3.0×9.0	4	586 10 08-01
52	150	24.0×3.5×9.0	4	586 10 09-01
65	150	24.0×3.5×9.0	4	586 10 10-01
107	150	24.0×4.0×9.0	5	586 10 11-01
117	150	24.0×4.0×9.0	5	586 10 12-01
127	150	24.0×4.0×9.0	6	586 10 13-01
152	150	24.0×4.0×9.0	7	586 10 14-01
<b>D 825 WITH M 16 CONNECTOR AND TUBE LENGTH 62 MM</b>				
68	62	24.0×3.5×9.0	4	586 10 16-01
82	62	24.0×3.5×9.0	4	586 10 17-01

## Accessories D 825.

TYPE	PRODUCT NUMBER
Adapter drill bit, conical 10 mm*, HEX – 1/2" G M	586 17 15-01
Adapter drill bit, conical 10 mm*, SDS + – 1/2" G M	586 17 16-01
Adapter drill bit, conical 10 mm*, 1/2" G M – 1/2" G M	586 17 17-01
Adapter drill bit, conical 10 mm*, M 16 F – 1/2" G M	586 17 18-01
Adapter drill bit, conical 8 mm*, HEX – M 16 M	586 17 19-01
Adapter drill bit, conical 8 mm*, SDS + – M 16 M	586 17 20-01
Adapter drill bit, conical 8 mm*, 1/2" G M – M 16 M	586 17 21-01
Centering device + centering remover, conical 8 mm*, for M 16 length 150 mm	586 17 22-01
Centering device + centering remover, conical 10 mm*, for 1/2" G M length 150 mm	586 17 23-01
Centering device + centering remover, conical 8 mm*, for M 16 length 62 mm	586 17 24-01
Extension drill bit, length 250 mm, M 16 F – M 16 M	586 17 25-01
Extension drill bit, length 250 mm, 1/2" GF – 1/2" GM	586 17 26-01

\*Centering type.



### Air conditioning kit D 825 M 16.

Complete solutions package. Weight 6 kg.

PRODUCT NUMBER	DESCRIPTION	PIECES	PRODUCT NUMBER, KIT
586 09 97-01	D 825 drill bit, Ø 52 mm, 150 mm, connector M 16	1	586 10 07-01
586 09 98-01	D 825 drill bit, Ø 57 mm, 150 mm, connector M 16	1	
586 09 99-01	D 825 drill bit, Ø 68 mm, 150 mm, connector M 16	1	
586 10 00-01	D 825 drill bit, Ø 85 mm, 150 mm, connector M 16	1	
586 10 01-01	D 825 drill bit, Ø 107 mm, 150 mm, connector M 16	1	
586 17 22-01	Centering device	1	
586 17 19-01	Adapter drill bit, HEX – M 16 M	1	
586 17 20-01	Adapter drill bit, SDS + – M 16 M	1	
586 17 21-01	Adapter drill bit, 1/2" GM – M 16 M	1	
586 17 25-01	Extension drill bit, 250 mm, M 16 F – M 16 M	1	



### Air conditioning kit D 825 1/2" GF.

Complete solutions package. Weight 6 kg

PRODUCT NUMBER	DESCRIPTION	PIECES	PRODUCT NUMBER, KIT
586 10 08-01	D 825 drill bit, Ø 37 mm, 150 mm, connector 1/2" GF	1	586 10 15-01
586 10 09-01	D 825 drill bit, Ø 52 mm, 150 mm, connector 1/2" GF	1	
586 10 11-01	D 825 drill bit, Ø 107 mm, 150 mm, connector 1/2" GF	1	
586 10 12-01	D 825 drill bit, Ø 117 mm, 150 mm, connector 1/2" GF	1	
586 10 13-01	D 825 drill bit, Ø 127 mm, 150 mm, connector 1/2" GF	1	
586 17 23-01	Centering device	1	
586 17 15-01	Adapter drill bit, HEX – 1/2" G M	1	
586 17 16-01	Adapter drill bit, SDS + – 1/2" G M	1	
586 17 17-01	Adapter drill bit, 1/2" G M – 1/2" G M	1	
586 17 26-01	Extension drill bit, 250 mm, 1/2" GF – 1/2" G M	1	



## Husqvarna D 605.

Easy-to-use professional drill bit for ceramic and stone tiles. For motors from 650 W and angle grinders.

DIAMETER, MM	CONNECTOR	TUBE LENGTH, MM	SEGMENT DIMENSIONS, MM (L×W×H)	PRODUCT NUMBER
5	HEX	25	1.5×1.5	522 97 04-01
6	HEX	25	1.5×1.5	522 97 05-01
7	HEX	25	1.5×1.5	522 97 06-01
8	HEX	25	1.5×1.5	522 97 07-01
10	HEX	25	1.5×1.5	522 97 08-01
12	HEX	25	1.5×1.5	522 97 09-01
15	HEX	25	1.5×1.5	522 97 10-01
20	M 14	35	2.0×2.5	522 97 11-01
27	M 14	35	2.0×2.5	522 97 12-01
35	M 14	35	2.0×2.5	522 97 13-01
45	M 14	35	2.0×2.5	522 97 14-01
50	M 14	35	2.0×2.5	522 97 15-01
55	M 14	35	2.0×2.5	522 97 16-01
60	M 14	35	2.0×2.5	522 97 17-01
65	M 14	35	2.0×2.5	522 97 18-01
70	M 14	35	2.0×2.5	522 97 19-01
85	M 14	35	2.0×2.5	522 97 20-01

## Accessories D 605.

TYPE	PRODUCT NUMBER
Adapter drill bit M 14-HEX	575 31 73-01
Centering device for diameter 5-12 mm	522 97 51-01
Centering device for diameters 20-65 mm	522 97 52-01



### Small diameters tile kit.

Complete solutions package. For motors up to 1 kW.

PRODUCT NUMBER	DESCRIPTION	PIECES	PRODUCT NUMBER, KIT
522 97 04-01	D 605 drill bit, Ø 5 mm, 25 mm, connector HEX	1	522 97 61-01
522 97 05-01	D 605 drill bit, Ø 6 mm, 25 mm, connector HEX	1	
522 97 06-01	D 605 drill bit, Ø 7 mm, 25 mm, connector HEX	1	
522 97 07-01	D 605 drill bit, Ø 8 mm, 25 mm, connector HEX	1	
522 97 08-01	D 605 drill bit, Ø 10 mm, 25 mm, connector HEX	1	
522 97 09-01	D 605 drill bit, Ø 12 mm, 25 mm, connector HEX	1	
522 97 51-01	Centering device for diameter 5-12 mm	1	
575 31 73-01	Adapter drill bit, HEX - M 16 M	1	



### Big diameters tile kit.

Complete solutions package. For motors up to 1 kW.

PRODUCT NUMBER	DESCRIPTION	PIECES	PRODUCT NUMBER, KIT
522 97 11-01	D 605 drill bit, Ø 20 mm, 35 mm, connector M 14	1	522 97 62-01
522 97 12-01	D 605 drill bit, Ø 27 mm, 35 mm, connector M 14	1	
522 97 13-01	D 605 drill bit, Ø 35 mm, 35 mm, connector M 14	1	
522 97 14-01	D 605 drill bit, Ø 45 mm, 35 mm, connector M 14	1	
522 97 16-01	D 605 drill bit, Ø 55 mm, 35 mm, connector M 14	1	
522 97 18-01	D 605 drill bit, Ø 65 mm, 35 mm, connector M 14	1	
522 97 52-01	Centering device for diameters 20-65 mm	1	
575 31 73-01	Adapter drill bit, HEX - M 16 M	1	



## General adapters.

Large selection of adapters to suit various threads used for both dry and wet drill bits.  
Most threads commonly used in the drilling industry are available.

DESCRIPTION	PRODUCT NUMBER
<b>FOR M 16 F BITS</b>	
HEX Rapido – M 16 M	586 17 19-01
SDS + – M 16 M	586 17 20-01
1/2" G M – M 16 M	586 17 21-01
<b>FOR 1/2" G M BITS</b>	
1 1/4" F – 1/2" G F	543 04 64-26
1/2" G F – 1/2" G F	543 05 80-35
Hilti L – 1 1/4" M/1/2" G F	543 08 16-29
Hilti U – 1 1/4" M/1/2" G F	543 05 85-57
CR 128 F – 1/2" G F	531 07 20-01
SDS + – 1/2" G F	531 07 71-08
<b>FOR 1/2" G F BITS</b>	
HEX – 1/2" G M	586 17 15-01
SDS + – 1/2" G M	586 17 16-01
1/2" G M – 1/2" G M	586 17 17-01
M 16 F – 1/2" G M	586 17 18-01
<b>FOR 1 1/4" F BITS</b>	
1/2" G M – 1 1/4" M	543 04 64-98
Hilti L – 1 1/4" M/1/2" G F	543 08 16-29
Hilti U – 1 1/4" M/1/2" G F	543 05 85-57
CR 128 F – 1 1/4" M	531 07 40-04
<b>FOR PIXIE BITS</b>	
1 1/4" F – CR 128 M	531 07 20-02
1/2" G M – CR 128 M	531 07 20-00
<b>FOR DUST EXTRACTION</b>	
1/2" G M – 1 1/4" M	543 07 70-61



## Extensions.

These extension rods are used when deeper holes need to be drilled using standard drill bits.  
Available in both steel, and also aluminum for a lighter alternative.

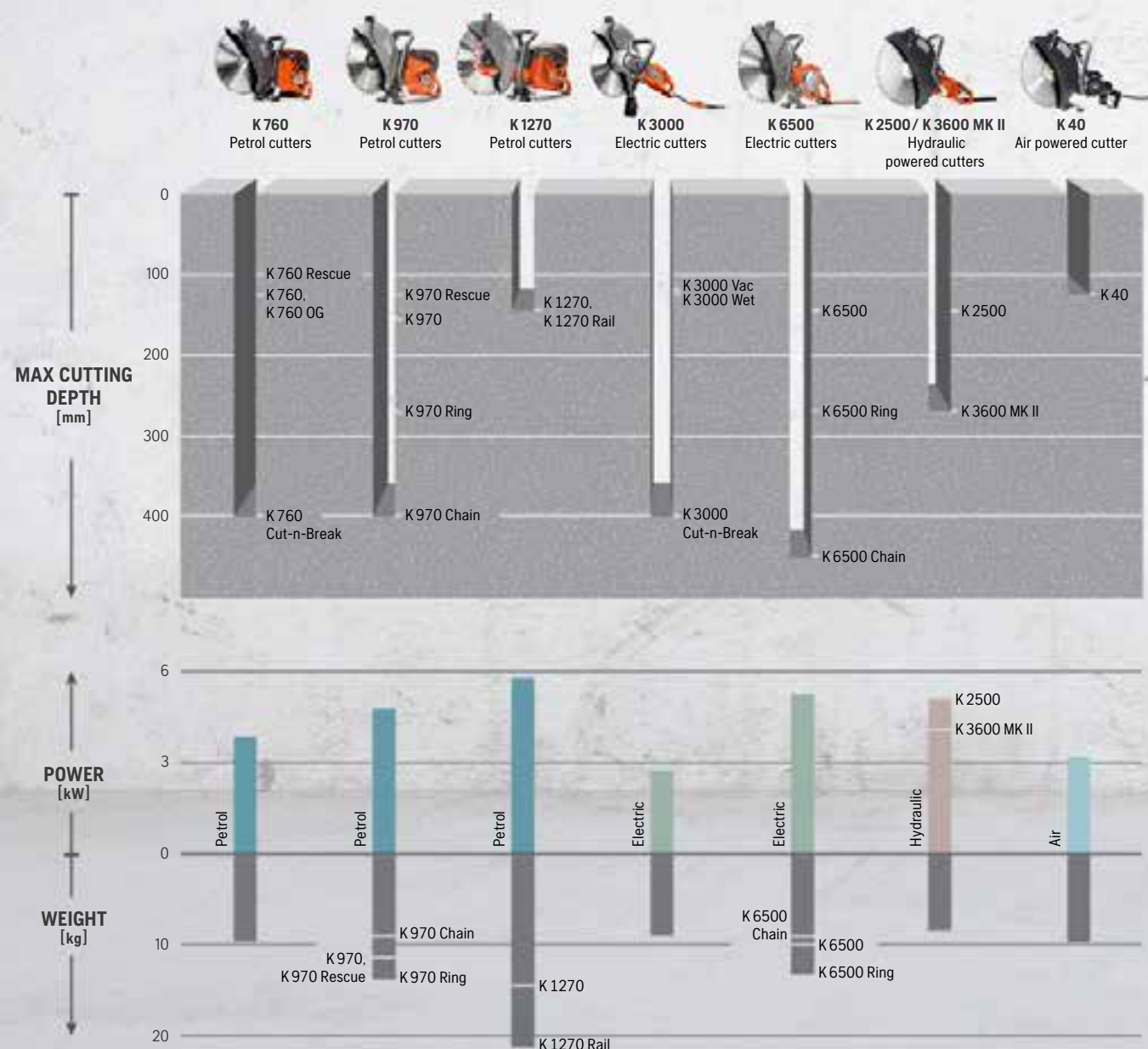
PRODUCT NUMBER	DESCRIPTION	LENGTH, MM	MATERIAL
<b>FOR 1/2" G M BITS</b>			
543 04 62-99	1/2" G M – 1/2" G F	100	Steel
543 05 73-68	1/2" G M – 1/2" G F	200	Steel
543 03 71-25	1/2" G M – 1/2" G F	300	Steel
543 05 73-83	1/2" G M – 1/2" G F	400	Steel
543 04 65-00	1/2" G M – 1/2" G F	500	Steel
<b>FOR 1/2" G F BITS</b>			
586 17 26-01	1/2" G M – 1/2" G M	250	Steel
<b>FOR 1 1/4" F BITS</b>			
543 05 97-78	1 1/4" F – 1 1/4" M	100	Steel
543 04 65-01	1 1/4" F – 1 1/4" M	200	Steel
543 04 65-02	1 1/4" F – 1 1/4" M	300	Steel
543 04 65-03	1 1/4" F – 1 1/4" M	400	Steel
543 04 65-04	1 1/4" F – 1 1/4" M	500	Steel
543 04 65-05	1 1/4" F – 1 1/4" M	1000	Steel
<b>FOR PIXIE BITS</b>			
531 07 20-04	CR 128 F – CR 128 M	250	Steel
531 07 20-05	CR 128 F – CR 128 M	500	Steel
<b>FOR DUST EXTRACTION</b>			
543 08 08-32	1 1/4" F – 1 1/4" M	300	Steel

# IMAGINE YOUR FAVORITE POWER CUTTER – THEN IMAGINE IT ALWAYS GETTING BETTER

No matter how good our power cutters and diamond tools get, we never stop improving. What drives us to do this is our commitment to you, the user. Because we design our products around the user, you get perfectly balanced, easy to use and lightweight machines. And we add outstanding reliability and power, so you can stay focused on getting the job done – with great results every time. To put it simply, you can always expect more from a Husqvarna.

## Range overview.

Husqvarna has the widest range of handheld power cutters on the market, containing no less than 20 different models, with cutting depths up to 450 mm. Regardless of your preferred power source– petrol, electric, hydraulic or pneumatic – you will find the power cutter for your job here.







### HUSQVARNA PRIME™ PRODUCT RANGE – LIGHT EQUIPMENT FOR HEAVY JOBS

Our range of high frequency PRIME™ equipment offers outstanding power-to-weight ratio and exceptional usability. You can do wall sawing, drilling and handheld cutting using the same power source. In short, more jobs done with smaller and lighter equipment

**HUSQVARNA K 6500** Our most powerful electric handheld cutter ever. The power output, well-balanced body and low vibration levels make it very efficient and easy to use. K 6500 can be powered by PP 65, PP 220 and PP 490.

### HUSQVARNA K 6500 RING

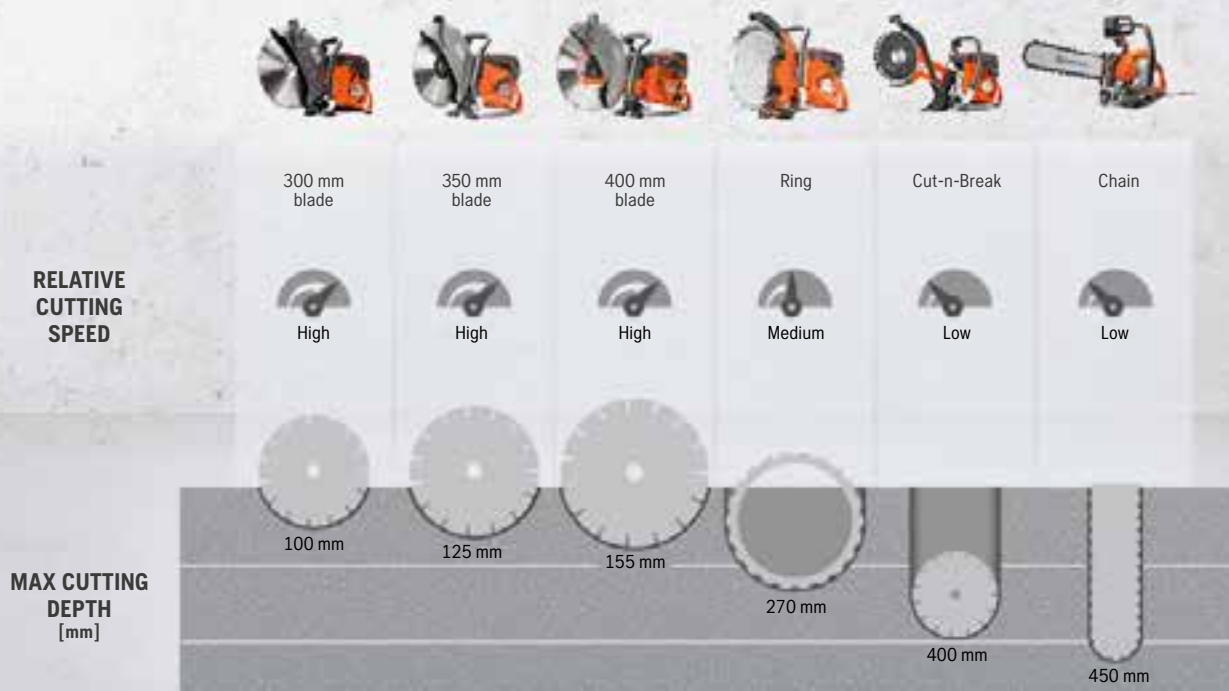
Our first and most powerful electric ring cutter ever. The 270 mm cutting depth makes this machine a great complement to our wall saws. K 6500 Ring can be powered by PP 65, PP 220 and PP 490.



For more information,  
visit [www.husqvarnacp.com](http://www.husqvarnacp.com)

**HUSQVARNA K 6500 CHAIN** Our first electric chain cutter. Lightweight and powerful. Capable of cutting from 110 × 110 mm wide openings, up to 450 mm deep. Powered by PP 65, PP 220 and PP 490.

### PROPERTIES BY CUTTING TECHNIQUE





PETROL POWER CUTTERS	K 760	K 760 WITH OILGUARD	K 970	K 1270
<b>TECHNICAL SPECIFICATIONS</b>				
Air-cooled 2-cycle engine	●	●	●	●
Displacement, cc	74	74	94	119
Power, kW	3.7	3.7	4.8	5.8
Power/weight ratio	0.39/0.38	0.39/0.38	0.44/0.41	0.43/0.42
Weight, without fuel and cutting equipment, kg	9.6/9.8	9.6/9.8	11.0/11.6	13.3/13.7
Blade/bar, mm	300/350	300/350	350/400	350/400
Max cutting depth, mm	100/125	100/125	125/155	118/145
Active Air Filtration™	●	●	●	●
X-Torq®	●	●	●	●
SmartCarb™	●	●	●	●
DuraStarter™	●	●	●	—
EasyStart decompression valve	●	●	●	●
Air Purge	●	●	●	—
Poly-V belt	●	●	●	●
Sealed transmission	●	●	●	●
Reversible cutting arm	●	●	●	●
Fuel indicator in the tank	●	●	●	—
Easy-adjust blade guard	●	●	●	●
Wet cutting kit	●	●	●	●
Replaceable arbor bushing	●	●	●	●
Sound power level L <sub>wa</sub> , dB (A)	115	115	115	117
Sound pressure level, dB (A)	101	101	104	104
Vibrations front handle equivalent, m/s <sup>2</sup>	< 2.5/< 2.5	< 2.5/< 2.5	3.8/3.5	6.9/4.9
Vibrations rear handle equivalent, m/s <sup>2</sup>	< 2.5/< 2.5	< 2.5/< 2.5	4.2/4.0	6.3/5.3
<b>RECOMMENDED EQUIPMENT</b>				
	KV 760, WT 15	KV 760, WT 15	KV 970/1260, WT 15	KV 970/1260, WT 15
<b>ARTICLE INFORMATION</b>				
	967 18 10-01, blade guard 300 mm, bore 20/25.4 mm*	967 18 14-01, blade guard 300 mm, bore 20/25.4 mm*	967 34 80-01, blade guard 350 mm, bore 20/25.4 mm*	967 04 62-01, blade guard 350 mm, bore 20/25.4 mm*
	967 18 10-02, blade guard 350 mm, bore 20/25.4 mm*	967 18 14-02, blade guard 350 mm, bore 20/25.4 mm*	967 34 81-01, blade guard 400 mm, bore 20/25.4 mm*	967 05 42-01, blade guard 400 mm, bore 20/25.4 mm*

\*Includes wet cutting kit as standard.



K 760 CUT-N-BREAK	K 970 RING	K 970 CHAIN	K 970 RESCUE	K 760 RESCUE	K 1270 RAIL
●	●	●	●	●	●
74	94	94	94	74	119
3.7	4.8	4.8	4.8	3.7	5.8
0.33	0.35	0.49	0.44	0.39	0.28/0.27
11.1 (incl. cutting equipment)	13.8	9.7	11.0	9.6	20.5/21.2
230	370	350	350	300	350/400
400	270	400	125	100	125/145
●	—	—	●	●	●
●	●	●	●	●	—
●	●	●	●	●	●
●	●	●	●	●	—
●	●	●	●	●	●
●	●	●	●	●	—
—	●	—	●	●	●
—	●	—	●	●	●
—	—	—	●	●	—
●	●	●	●	●	—
—	—	—	●	●	●
●	●	●	—	—	—
—	—	—	●	●	●
115	115	115	115	115	117
101	104	104	104	101	104
1.9	2.7	3.6	3.8	< 2.5	6.1/5.3
2.8	3.4	4.7	4.2	< 2.5	5.8/5.4
WT 15					RA 10, RA 10 S
967 19 57-01, blade EL 35*	967 27 23-01*	967 27 24-01*	967 63 56-01, blade guard 350 mm, bore 25.4 mm	967 18 15-01, blade guard 300 mm, bore 20.0/25.4 mm	967 04 63-01, incl. RA 10, blade guard 350 mm, bore 25.4 mm 967 07 11-01, incl. RA 10 S, blade guard 350 mm, bore 25.4 mm 967 07 12-01, incl. RA 10, blade guard 400 mm, bore 25.4 mm 967 07 13-01, incl. RA 10 S, blade guard 400 mm, bore 25.4 mm



NEW



ELECTRIC POWER CUTTERS	K 6500	K 6500 RING	K 6500 CHAIN	K 3000 VAC
<b>TECHNICAL SPECIFICATIONS</b>				
Electric motor, V	230/400	230/400	230/400	230/120/110
Power, W	5.5 kW (3-phase)/ 3.0 kW (1-phase)	5.5 kW (3-phase)/ 3.0 kW (1-phase)	5.5 kW (3-phase)/ 3.0 kW (1-phase)	2700/1800/2200
Rated current, A	16/10	16/10	16/10	12/15/20
Weight excl. cable and cutting equipment, kg	9.8	13.1	9.1	8.9 (incl. Vac attachment)
Blade, mm	400	370	400	350
Cutting depth, mm	155	270	450	119 (incl. Vac attachment)
Elgard™, overload protection	●	●	●	●
"Pulling" rotation	●	●	●	●
Simple blade change	●	●	—	●
Replaceable arbor bushing	●	—	—	●
Wet cutting kit	●	●	—	—
Sound power level L <sub>wa</sub> , dB (A)	104	111	122	105
Sound pressure level, dB (A)	93	99	99	95
Vibrations front handle equivalent, m/s <sup>2</sup>	< 2.5	< 2.5	2.7	3.5
Vibrations rear handle equivalent, m/s <sup>2</sup>	< 2.5	< 2.5	2.1	3.5
<b>RECOMMENDED EQUIPMENT</b>				
	PP 490, PP 65, PP 220*, WT 15	PP 490, PP 65, PP 220*	PP 490, PP 65, PP 220*, WT 15	K 3000 Vac attachment (incl. DC 1400)
<b>ARTICLE INFORMATION</b>				
	967 08 29-01	967 10 86-01	967 10 85-01	966 71 58-01, Vac attachment

\*Read more about PP 220 on page 22.



HYDRAULIC POWER CUTTERS	K 3600 MK II	K 2500
<b>TECHNICAL SPECIFICATIONS</b>		
Hydraulic gear motor	●	●
Max. pressure/flow, bar/l/min	140/40	140/40
Power, kW	4.3	5.2
Weight, without cutting equipment, kg	8.3	8.3
Blade, mm	370	400
Cutting depth, mm	270	145
Peripheral drive	●	—
Adjustable front handle	●	—
Automatic start for water flow	●	—
Blade brake	—	●
Servo for rpm control	—	●
Reversible cutting arm	—	●
Wet cutting kit	Integrated	●
Relplaceable arbor bushing	—	●
Sound power level L <sub>wa</sub> , dB (A)	111	107
Sound pressure level, dB (A)	99	85
Vibrations front handle equivalent, m/s <sup>2</sup>	4.3	7.5
Vibrations rear handle equivalent, m/s <sup>2</sup>	6.0	5.2
<b>RECOMMENDED EQUIPMENT</b>		
	PP 518, FC 40	PP 518, FC 40
<b>ARTICLE INFORMATION</b>		
	968 42 41-01	968 36 54-01, blade guard 400 mm, bore 25.4 mm*

\*Includes wet cutting kit as standard.

**K 3000 WET****K 3000 CUT-N-BREAK**230/120/110  
2700/1800/2200230/120/110  
2700/1800/2200

12/15/20

12/15/20

8.5

10.4 (incl. cutting equipment)

350

230

125

400

●

●

●

●

●

●

●

—

●

●

105

109

95

95

3.5

3.2

3.5

3.4

K 3000 Vac attachment, DC 1400, WT 15

WT 15

966 79 92-01, 230 V, blade guard  
350 mm, bore 25.4 mm968 38 82-04, 230 V,  
blade EL 10 CNB**AIR POWER CUTTERS****K 40****TECHNICAL SPECIFICATIONS**

Air motor	●
Air requirement, m <sup>3</sup> /min	2.8–3.5
Max. air pressure, kp/cm <sup>2</sup> , bar	7
Power, kW	3.2
Weight, without hose, mist lubricator and cutting equipment, kg	9.9
Blade, mm	350
Cutting depth, mm	125
Automatic mist lubrication	●
Reversible cutting arm	●
Wet cutting kit	●
Replaceable arbor bushing	●
Sound power level L <sub>wa</sub> , dB (A)	107
Sound pressure level, dB (A)	92
Vibrations front handle equivalent, m/s <sup>2</sup>	9.5
Vibrations rear handle equivalent, m/s <sup>2</sup>	5.2

**ARTICLE INFORMATION**968 37 24-01, blade guard 350 mm,  
bore 25.4 mm\*

\*Includes wet cutting kit as standard.

**POWER UNITS****PP 490****PP 65****PP 325 E****PP 518****TECHNICAL SPECIFICATIONS**

Power output, kW	20.0	7.0/4.0	9.3	10.4
Rated current, A	32/25/16 reduced	16/16 (3-phase/1-phase)	16	—
Voltage, V	400	200–240	400	Petrol-powered
Pressure, bar	—	—	140	140
Flow, l/min	—	—	40	20, 30, 40
Weight incl. oil, kg	25	9.5	95.0	145.0 incl. oil and hoses

**RECOMMENDED EQUIPMENT**

WS 482 HF, CS 10 (together with WS 482 HF) K 6500, K 6500 Ring, K 6500 Chain, DM 650	DM 650, K 6500, K 6500 Ring	DM 406 H, K 3600 MK II, K 2500	DM 406 H, K 3600 MK II, K 2500
--------------------------------------------------------------------------------------------	-----------------------------	--------------------------------	--------------------------------

**ARTICLE INFORMATION**

587 94 22-01, PP 490, 380–400 V, 5 pin*	966 56 37-01	965 15 64-02, 400 V, 5 pin SoftStart™	967 15 36-02, incl. hydraulic hose set, 1/2"×7.6 m
587 94 22-02, PP 490, 380–400 V, 4 pin*		965 15 64-07, 230/400 V, 5 pin Y-D start	
		965 15 64-04, 400 V, 4 pin SoftStart™	

\*Supplied with: remote control, power cable, water hoses, transport box containing charger and CAN cable.

**A Husqvarna KV 970/1270 and KV 760.**

Husqvarna cutting trolleys with quick connections and easily adjusted cutting depth.

KV 970/1270, water tank 13.3 litres	587 76 84-02
KV 760, water tank 13.3 litres	587 76 84-01

**B Husqvarna WT 15.**

Compact and easy-to-use water tank with electric pump. Battery-powered, 18.5 V Gardena Li-Ion accumulator system. 15 litres

WT 15, 220 V	966 70 83-01
WT 15, 110 V	966 70 83-02

**C Pressurised water tank.**

The tank holds 13.3 litres and comes complete with a 3-metre hose.

Pressurised water tank with hose	506 32 63-02
Water hose	506 32 89-34

**D Husqvarna DC 1400.**

Efficient, compact, single-phase dust collection unit.

DC 1400	966 76 68-01
---------	--------------

**E K 3000 Vac attachment.**

Unbeatable dust collection enables you to cut without water. Quick connection.

K 3000 Vac attachment	523 09 50-01
-----------------------	--------------

**F Husqvarna FC 40.**

Flow control allowing use of various hydraulic sources.

FC 40	506 19 75-01
-------	--------------

**G Cut-n-Break tool.**

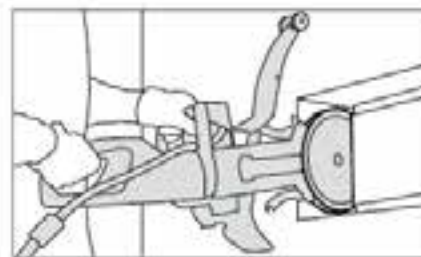
Cut-n-Break tool	544 17 80-03
------------------	--------------

**APPLICATION OVERVIEW**

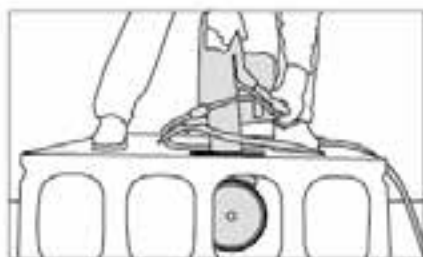
Floor and wall cutting.



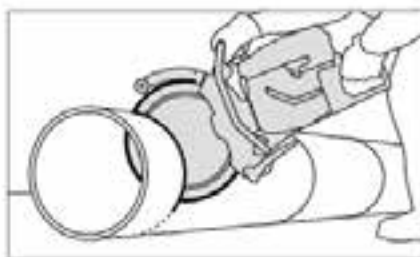
Cutting building blocks, curbstones and garden pavers.



Minor adjustments of window and door openings.



Cutting cast concrete.



Pipe cutting.



Deep cutting in pipe trenches.





#### **H** Rail cutting attachment.

With zero-play needle and ball bearings. Fits quickly to the rail, up to 135 mm, and provides right-angle cuts on all levels.

RA 10	506 22 66-11
RA 10 S	506 22 66-12

#### **I** Transport boxes.

Made of plywood, with metal reinforcement at edges and corners.

K 970, K 6500	506 31 08-02
K 1270	575 46 53-01
K 760	505 46 02-01
K 970 Ring, K 3600 MK II, K 6500 Ring	575 42 28-01
K 970 Chain	575 46 51-01
K 1270 Rail	575 46 53-01

#### **J** Fuel can with non-spill filler.

Made of durable plastic. Approved according to UN regulations. 6 litres.

Fuel can with non-spill filler	505 69 80-01
--------------------------------	--------------

#### **K** Two-stroke oil.

Complies with the highest JASO/ISO-Global EGD standards. Oilguard oil is developed specially for dusty environments.

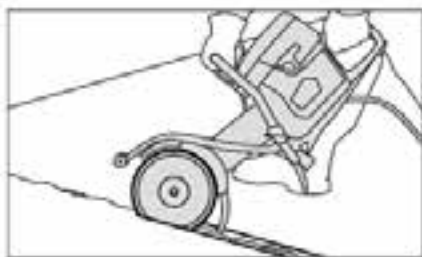
Husqvarna Two-stroke oil, HP, 1 litre	587 80 85-10
Husqvarna Two-stroke oil, HP, 1 litre dosage bottle	587 80 85-11
Oilguard oil, 1 litre dosage bottle	544 97 65-01
Oilguard oil, 0.1 litre	544 97 65-02

#### **L** Motor kit.

A complete crankcase with assembled crankshaft, piston and cylinder.

K 1260	576 22 40-01
K 970 Engine short block	588 48 71-02
K 970 Cylinder	586 35 10-01
K 970 Cylinder*	588 48 71-01
K 760	581 72 19-02
K 760 Cut-n-Break	588 06 14-02

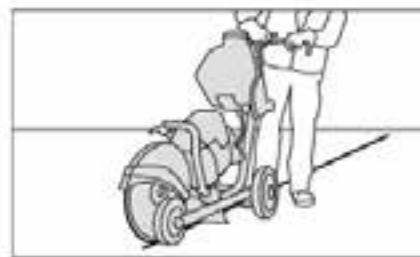
\*Production from 2014.



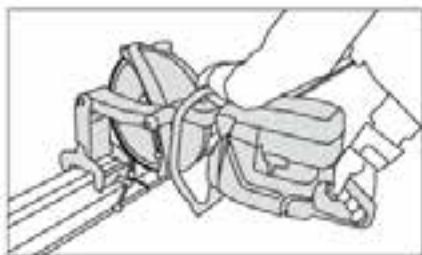
Cutting grooves for expansion joints and crack repair.



Burying of signal cables.



Asphalt cutting in roadworks.



Rail cutting.



Rescue cutting.



Irregular deep cutting.

# DIAMOND TOOLS FOR HANDHELD CUTTING

Husqvarna offers diamond tools for cutting in all types of construction material with all types of handheld equipment, from tools for specialist equipment like ring cutters and chain cutters, to standard diamond blades for more occasional cutting jobs. A diamond blade's properties are determined by the application, the material to be cut and the machine to be used. Therefore, our range of diamond blades are divided in different levels and clearly labelled to make it even easier for you to choose the optimal blade for your type of cutting job.



## Revolutionary diamond tool technology for superior cutting capacity and durability.

With Diagrip™ technology, the diamonds are specially treated to be positioned optimally in the segment, making every diamond work with maximum efficiency. When cutting, the diamonds are exposed and expended at an even rate which makes the edge very even and powerful, especially when working in hard materials like reinforced concrete. This means faster and smoother cutting in all types of construction materials.



See pages 14–15 for more information.



ELITE-CUT

PRODUCT	S 25	S 35	S 45	S 50	S 65	S 85	
SEGMENT SHAPE							
<b>MATERIAL</b>							
Hard tiles, porcellanato	●	●	—	—	—	—	
Ceramic tiles	●	●	—	—	—	—	
Natural stone	● ● ●	● ● ●	—	●	—	—	
Cured concrete	● ● ●	● ● ●	● ● ●	● ● ●	● ● ●	—	
Reinforced concrete	● ●	● ●	● ● ●	● ● ●	● ● ●	—	
Brick	● ●	● ●	● ●	● ●	● ● ●	—	
Roof tile	● ●	● ●	● ●	● ●	● ● ●	—	
Abrasive material	—	—	●	●	● ● ●	● ●	
Green concrete	—	—	—	—	● ●	● ● ●	
Asphalt	—	—	—	—	●	● ● ●	
Iron	—	—	—	—	—	—	
Ductile iron	—	—	—	—	—	—	

### RECOMMENDED EQUIPMENT

K 760, K 970, K 1270, K 6500, K 3000 Vac, K 3000 Wet, K 40

● ● ● = Optimal ● ● = Good ● = Acceptable — = Not recommended







## Husqvarna Elite-Cut power cutter blades.

Professional blades for easy operation even in heavily reinforced concrete. Innovative segment design for efficient cutting, cooling and slurry evacuation, which increases both cutting speed and service life. S25 with turbo jointed segments for applications requiring high-quality finishing of cut.

PRODUCT NUMBER	DIAMETER, MM	BLADE GEOMETRY	SEGMENT SHAPE	SEGMENT HEIGHT, MM	BORE, MM
<b>S 25</b>					
579 81 14-10	300	Jointed segments	Turbo	12	25.4 / 20
579 81 14-20	350	Jointed segments	Turbo	12	25.4 / 20
579 81 14-30	400	Jointed segments – silence core	Turbo	12	25.4 / 20
<b>S 35</b>					
579 81 15-10	300	Segmented	Bridge	15	25.4 / 20
579 81 15-11	300	Segmented	Bridge	15	20.0
579 81 15-20	350	Segmented	Bridge	15	25.4 / 20
579 81 15-21	350	Segmented	Bridge	15	20.0
579 81 15-30	400	Segmented	Bridge	15	25.4 / 20
579 81 15-40	415	Segmented	Bridge	15	25.4
<b>S 45</b>					
579 81 16-10	300	Segmented	Double notch	12	25.4 / 20
579 81 16-11	300	Segmented	Double notch	12	20.0
579 81 16-20	350	Segmented	Double notch	12	25.4 / 20
579 81 16-21	350	Segmented	Double notch	12	20.0
579 81 16-30	400	Segmented	Double notch	12	25.4 / 20
579 81 16-40	415	Segmented	Double notch	12	25.4
<b>S 50</b>					
579 81 18-10	300	Segmented	Bridge	15	25.4 / 20
579 81 18-11	300	Segmented	Bridge	15	20.0
579 81 18-20	350	Segmented	Bridge	15	25.4 / 20
579 81 18-21	350	Segmented	Bridge	15	20.0
579 81 18-30	400	Segmented	Bridge	15	25.4 / 20
582 29 80-01	415	Segmented	Bridge	12	25.4
<b>S 65</b>					
579 81 19-10	300	Segmented	Double notch	12	25.4 / 20
579 81 19-11	300	Segmented	Double notch	12	20.0
579 81 19-20	350	Segmented	Double notch	12	25.4 / 20
579 81 19-21	350	Segmented	Double notch	12	20.0
579 81 19-30	400	Segmented	Double notch	12	25.4 / 20
<b>S 85</b>					
579 81 20-10	300	Segmented	Flat	12	25.4 / 20
579 81 20-11	300	Segmented	Flat	12	20.0
579 81 20-20	350	Segmented	Flat	12	25.4 / 20
579 81 20-30	400	Segmented	Flat	12	25.4 / 20

## Husqvarna Vari-Cut power cutter blades.

Premium blades with high cutting speed and wear resistance, providing excellent performance and low tool cost per cut square metre.

PRODUCT NUMBER	DIAMETER, MM	BLADE GEOMETRY	SEGMENT SHAPE	SEGMENT HEIGHT, MM	BORE, MM
<b>S 35 TURBO</b>					
587 90 57-01	300	Segmented	Turbo	10	25.4 / 20
587 90 57-11	300	Segmented	Turbo	10	20.0
587 90 58-01	350	Segmented	Turbo	10	25.4 / 20
587 90 58-21	350	Segmented	Turbo	10	20.0
587 90 59-01	400	Segmented	Turbo	10	25.4 / 20
<b>S 45</b>					
579 81 7410	300	Segmented	Turbo/Flat	10	25.4 / 20
579 81 7411	300	Segmented	Turbo/Flat	10	20.0
579 81 7420	350	Segmented	Turbo/Flat	10	25.4 / 20
579 81 7421	350	Segmented	Turbo/Flat	10	20.0
579 81 7430	400	Segmented	Turbo/Flat	10	25.4 / 20
<b>S 50</b>					
586 59 55-01	300	Segmented	Turbo/Flat	10	25.4 / 20
586 59 55-11	300	Segmented	Turbo/Flat	10	20.0
586 59 55-02	350	Segmented	Turbo/Flat	10	25.4 / 20
586 59 55-21	350	Segmented	Turbo/Flat	10	20.0
586 59 55-03	400	Segmented	Turbo/Flat	10	25.4 / 20
<b>S 65 PLUS</b>					
587 90 44-01	300	Segmented	Turbo/Flat / Flat +	10	25.4 / 20
587 90 44-11	300	Segmented	Turbo/Flat / Flat +	10	20.0
587 90 45-01	350	Segmented	Turbo/Flat / Flat +	10	25.4 / 20
587 90 45-21	350	Segmented	Turbo/Flat / Flat +	10	20.0
587 90 53-01	400	Segmented	Turbo/Flat / Flat +	10	25.4 / 20
<b>S 85</b>					
579 81 77-10	300	Segmented	Flat / Flat +	10	25.4 / 20
579 81 77-11	300	Segmented	Flat / Flat +	10	20.0
579 81 77-20	350	Segmented	Flat / Flat +	10	25.4 / 20
579 81 77-30	400	Segmented	Flat / Flat +	10	25.4 / 20

**Husqvarna Tacti-Cut power cutter blades.**

Quality blades optimized for less intensive professional cutting in most materials, providing a good balance between performance and price.

PRODUCT NUMBER	DIAMETER, MM	BLADE GEOMETRY	SEGMENT SHAPE	SEGMENT HEIGHT, MM	BORE, MM
<b>S 35</b>					
579 81 57-10	300	Continuous	Turbo	10	25.4/20
579 81 57-11	300	Continuous	Turbo	10	20.0
579 81 57-20	350	Continuous	Turbo	10	25.4/20
<b>S 50 PLUS</b>					
579 81 56-10	300	Segmented	Flat	13	25.4/20
579 81 56-11	300	Segmented	Flat	13	20.0
579 81 56-20	350	Segmented	Flat	13	25.4/20
579 81 56-22	350	Segmented	Flat	13	20.0
579 81 56-30	400	Segmented	Flat	13	25.4/20
<b>S 50</b>					
579 81 64-10	300	Segmented	Flat	10	25.4/20
579 81 64-11	300	Segmented	Flat	10	20.0
579 81 64-20	350	Segmented	Flat	10	25.4/20
<b>S 65</b>					
579 81 65-10	300	Joined segments	Turbo/ Flat +	10	25.4/20
579 81 65-20	350	Joined segments	Turbo/ Flat +	10	25.4/20
<b>S 85</b>					
579 81 66-10	300	Segmented	Flat +	10	25.4/20
579 81 66-20	350	Segmented	Flat +	10	25.4/20



## DIAMOND TOOLS FOR SPECIAL APPLICATIONS

Husqvarna has a long tradition of developing diamond tools for special cutting applications that require operators with special skills. Our innovations in the area of handheld cutting include our ring saws, chainsaw and Cut-n-Break tool, with cutting depths up to 400 mm. R1400 series of ring saw blades has the Diagrip™ technology giving this ring blade a very high cutting speed, long life and a smooth cut.





RESCUE BLADES

PRODUCT	VARI-CUT FR3
SEGMENT SHAPE	
<b>MATERIAL</b>	
Cured concrete	●
Reinforced concrete	●
Brick	●
Roof tile	●
Abrasive material	●
Green concrete	●
Asphalt	●
Iron	● ● ●
Ductile iron	● ● ●
<b>RECOMMENDED EQUIPMENT</b>	
K 970 Rescue, K 760 Rescue	



See pages 14–15 for more information.



RING SAW BLADES

PRODUCT	
SEGMENT SHAPE	
<b>MATERIAL</b>	
Stone	● ● ●
Concrete, hard	● ● ●
Concrete, medium	● ● ●
Concrete, soft	● ● ●
Building brick	● ● ●
Abrasive building block	—
<b>RECOMMENDED EQUIPMENT</b>	

R 1410 – NEW	R 1420	R 1445	R 820	R 845	R 870
● ● ●	● ●	●	● ●	●	—
● ● ●	● ●	●	● ● ●	● ●	—
● ● ●	● ● ●	● ● ●	● ● ●	● ● ●	—
● ● ●	● ● ●	● ● ●	● ● ●	● ● ●	●
●	●	●	●	●	● ● ●
—	—	—	—	—	● ● ●
K 970 Ring, K 6500 Ring, K 3600 MK II					

BLADES FOR CUT-N-BREAK

EL 10 CNB	EL 35 CNB	EL 70 CNB
● ● ●	●	—
● ● ●	●	—
●	● ● ●	—
—	● ● ●	●
—	●	● ● ●
—	●	● ● ●
K 3000 Cut-n-Break		

NEW



BLADES FOR K 6500 AND HYDRAULIC CUTTERS

PRODUCT	
SEGMENT SHAPE	
<b>MATERIAL</b>	
Stone	● ● ●
Concrete, hard	● ● ●
Concrete, medium	● ● ●
Concrete, soft	● ● ●
Building brick	—
Abrasive building block	—
<b>RECOMMENDED EQUIPMENT</b>	

S 1410	S 1420
● ● ●	—
● ● ●	●
● ● ●	● ● ●
● ● ●	● ● ●
—	● ● ●
—	●
K 6500, K 2500	



DIAMOND CHAINS

PRO 45	PXC 45	ELC 45	ELC 70	SLC 45
● ●	● ●	● ●	—	●
● ● ●	● ● ●	● ● ●	—	● ● ●
● ● ●	● ● ●	● ● ●	● ● ●	● ● ●
● ● ●	● ● ●	● ● ●	● ● ●	● ● ●
● ● ●	● ● ●	● ● ●	● ● ●	● ● ●
● ● ●	● ● ●	● ● ●	● ● ●	● ● ●
● ● ●	—	—	● ● ●	● ● ●
K 6500 Chain, K 970 Chain				

● ● ● = Optimal ● ● = Good ● = Acceptable — = Not recommended

## Husqvarna diamond blades for ring cutters.

A range of professional and premium blades with self sharpen segments, designed to give a free-cutting tool regardless of direction of blade rotation.

PRODUCT NUMBER	DIAMETER, MM	SEGMENT LENGTH, MM	SEGMENT WIDTH, MM	SEGMENT HEIGHT, MM
<b>R 1410 DIAGRIP™</b>				
583 80 23-01	370	33	4.2	9.0
<b>R 1420 DIAGRIP™</b>				
587 02 42-01	370	33	4.2	9.0
<b>R 1445 DIAGRIP™</b>				
587 02 43-01	370	33	4.2	9.0
<b>R 820</b>				
574 83 63-01	370	33	4.2	9.0
<b>R 845</b>				
574 83 63-02	370	33	4.2	9.0
<b>R 870</b>				
574 83 63-03	370	33	4.2	9.0
<b>PRE-CUT RING BLADE</b>				
583 80 23-02	370	33	6.0	9.0

## Husqvarna diamond blades for Cut-n-Break cutters.

Professional blades that cut in stages through walls up to 400 mm thick, with a very low diamond tool investment.

PRODUCT NUMBER	SEGMENT LENGTH, MM	SEGMENT WIDTH, MM	SEGMENT HEIGHT, MM	NUMBER OF DISCS
<b>EL 10 CNB</b>				
574 83 62-01	40	2.4	8.5	2
<b>EL 35 CNB</b>				
574 83 62-02	40	2.4	8.5	2
<b>EL 70 CNB</b>				
574 83 62-03	40	2.4	8.5	2

## Husqvarna diamond blades for K 6500 and hydraulic cutters.

Professional blades providing optimal cutting speed in hard and heavily reinforced concrete. Also available in Pre-Cut versions.

PRODUCT NUMBER	DIAMETER, MM	WATER SLOTS	SEGMENT LENGTH, MM	SEGMENT WIDTH, MM	SEGMENT HEIGHT, MM	BORE, MM
<b>S 1410 DIAGRIP™</b>						
583 80 06-01	415	Narrow	40	3.0	10+2	25.4
<b>S 1420 DIAGRIP™</b>						
589 29 75-01	415	Narrow	40	3.0	10+2	25.4
<b>S 1410 PRE-CUT DIAGRIP™</b>						
583 80 06-02	415	Narrow	40	4.2	10+2	25.4
583 80 06-03	415	Narrow	40	6.0	10+2	25.4
<b>S 1420 PRE-CUT DIAGRIP™</b>						
589 29 75-02	415	Narrow	40	4.2	10+2	25.4

## Husqvarna diamond chains and guide bars for chain cutters.

A range of professional, premium and quality chains for sawing in reinforced concrete and other construction materials in different hardness.

PRODUCT NUMBER	CHAIN PITCH, INCH	CHAIN/BAR LENGTH, MM / INCH	NUMBER OF SEGMENTS	SEGMENT WIDTH, MM
<b>PRO 45</b>				
588 15 04-01	0.444	300 / 12	25	5.7
588 15 04-02	0.444	400 / 16	29	5.7
<b>PXC 45</b>				
531 10 11-85	3/8	350 / 14	32	5.7
<b>ELC 45</b>				
531 10 11-87	3/8	350 / 14	32	5.7
<b>ELC 70</b>				
531 10 11-86	3/8	350 / 14	32	5.7
<b>SLC 45</b>				
531 10 11-84	3/8	350 / 14	32	5.7

GUIDE BARS	
300 mm / 12" (0.444")	587 78 14-01
350 mm / 14" (3/8")	506 34 62-14
400 mm / 16" (0.444")	587 78 14-02

CHAIN ACCESSORIES	
Repair kit for chain segments (0.444")	588 10 68-11
Repair kit for chain links (0.444")	588 10 68-12
Repair kit for chain segments (3/8")	531 10 11-94
Repair kit for chain links (3/8")	531 10 11-95

### Husqvarna Rescue blades.

A layer of vacuum brazed diamonds give the blade an outstanding cutting performance, and is suitable for cutting most materials likely to be encountered in an emergency situation.

PRODUCT NUMBER	DIAMETER, MM	BLADE GEOMETRY
<b>VARI-CUT FR3</b>		
574 85 39-01	300	Segmented
574 85 40-01	350	Segmented
574 85 41-01	400	Segmented

### Husqvarna abrasive discs.

Top-grade abrasive discs, developed specifically for use with handheld power cutters. Can cut practically any material. A good choice for use on steel and other metals.

PRODUCT NUMBER	DIAMETER, MM	BORE, MM	MATERIAL
504 00 01-01	300	20.0	Stone
504 00 01-02	300	22.2	Stone
504 00 02-01	350	20.0	Stone
504 00 02-02	350	22.2	Stone
504 00 02-03	350	25.4	Stone
504 00 03-01	400	20.0	Stone
504 00 03-02	400	22.2	Stone
504 00 03-03	400	25.4	Stone
504 00 04-01	300	20.0	Steel
504 00 04-02	300	22.2	Steel
504 00 05-01	350	20.0	Steel
504 00 05-02	350	22.2	Steel
504 00 05-03	350	25.4	Steel
504 00 07-01	400	20.0	Steel
504 00 07-02	400	22.2	Steel
504 00 07-03	400	25.4	Steel
504 00 08-03	350	25.4	Railway rail
504 00 10-03	400	25.4	Railway rail



# DIAMOND TOOLS FOR ANGLE GRINDERS

Our diamond tools for angle grinders have been developed on the basis of our long experience, which is characterized by continual innovation and improvement. Elite-Cut blades provide maximum cutting speed and life, while Vari-Cut blades are developed specifically for the professional user who wants value for money as well as good performance. Tacti-Cut blades are good complements to the professional blades, giving high cutting speed and a good balance between investment and performance. Husqvarna Rescue blades are developed for cutting a wide variety of materials, without having to change between different blades. For use by trained operators only. The Husqvarna grinding cup wheels are supplied in all required grit sizes for a wide application range.



**SPEED BRIDGE** The Elite-Cut blades now feature a specially designed Speed Bridge between the segments. This design improves the cutting speed and smoothness even further through reduced lateral friction, better cooling and improved dust evacuation. The colour of the bridge indicates which material the blade is optimized for.



See pages 14–15 for more information.



ELITE-CUT

PRODUCT	ELITE-CUT									
	S 6	S 25	S 35	S 45	S 50	S 65	S 4	S 6	S 25	
SEGMENT SHAPE										
MATERIAL										
Hard tiles, porcellanato	● ● ●	●	—	—	—	—	● ● ●	● ● ●	●	
Ceramic tiles	● ● ●	●	—	—	—	—	● ● ●	● ● ●	●	
Natural stone	● ●	● ● ●	● ● ●	—	●	—	● ●	● ●	● ● ●	
Concrete	●	● ●	● ● ●	● ● ●	● ● ●	● ●	●	●	● ●	
Brick	●	● ●	● ●	● ● ●	● ● ●	● ● ●	●	●	● ●	
Abrasive material	—	●	●	● ●	●	● ● ●	—	—	●	
Mortar raking	—	—	—	—	—	—	—	—	—	
Iron	—	—	—	—	—	●	—	—	—	
Ductile iron	—	—	—	—	—	—	—	—	—	

● ● ● = Optimal ● ● = Good ● = Acceptable — = Not recommended



VARI-GRIND

TACTI-GRIND

PRODUCT	G 35	G 45	G 50	G 65	G 45	G 50	G 65
MATERIAL							
Natural stone	●	●	●●	●	●	●●	●
Concrete soft	●●	●●	●●	●●	●●	●●	●●
Concrete medium	●●●	●●●	●●●	●●●	●●●	●●●	●●●
Concrete hard	●●●	●●●	●●	●●	●●●	●●	●●
Bricks	●	●	●●	●●	●	●●	●●

●●● = Optimal ●● = Good ● = Acceptable — = Not recommended

NEW

NEW

NEW

NEW



VARI-CUT

TACTI-CUT

	S 35	S 45	S 50	S 65	S 90	FR3	S 4	S 35 TURBO	S 50	S 65
	—	—	—	—	—	—	●●	—	—	—
	●●●	—	—	—	—	—	●●●	●●	—	—
	●●●	●●●	●●●	●●	—	●	●	●●●	●●	●●
	●	●●	●●	●●●	—	●	—	●	●●	●●
	—	—	—	—	●●●	—	—	—	—	—
	—	—	—	●	—	●●●	—	—	—	—
	—	—	—	—	—	●●●	—	—	—	—

## Husqvarna Elite-Cut angle grinder blades.

Professional blades providing maximum cutting speed and life.

PRODUCT NUMBER	DIAMETER, MM	BLADE GEOMETRY	SEGMENT SHAPE	SEGMENT HEIGHT, MM	BORE, MM
<b>S 6</b>					
579 81 88-30	115	Continuous	Flat	10	22.2
579 81 88-40	125	Continuous	Flat	10	22.2
<b>S 25</b>					
579 80 44-30	115	Jointed segments	Turbo	12	22.2
579 80 44-40	125	Jointed segments	Turbo	12	22.2
579 80 44-80	230	Jointed segments	Turbo	12	22.2
<b>S 45</b>					
579 80 50-80	230	Segmented	Bridge	15	22.2
<b>S 50</b>					
579 80 47-30	115	Segmented	Bridge	12	22.2
579 80 47-40	125	Segmented	Bridge	12	22.2
579 80 47-50	150	Segmented	Bridge	12	22.2
579 80 47-60	180	Segmented	Bridge	12	22.2
579 80 47-80	230	Segmented	Bridge	15	22.2
<b>S 65</b>					
579 80 51-80	230	Segmented	Bridge	15	22.2

## Husqvarna Vari-Cut angle grinder blades.

Premium blades with high cutting speed and wear resistance in all materials.

PRODUCT NUMBER	DIAMETER, MM	BLADE GEOMETRY	SEGMENT SHAPE	SEGMENT HEIGHT, MM	BORE, MM
<b>S 4</b>					
579 81 89-30	115	Continuous	Flat	10	22.2
579 81 89-40	125	Continuous	Flat	10	22.2
<b>S 6</b>					
582 21 11-30	115	Continuous	Turbo	10	22.2
582 21 11-40	125	Continuous	Turbo	10	22.2
582 21 11-80	230	Continuous	Turbo	10	22.2
<b>S 25</b>					
579 80 72-30	115	Jointed segments	Turbo	10	22.2
579 80 72-80	230	Jointed segments	Turbo	10	22.2
<b>S 35</b>					
579 80 73-30	115	Segmented	Turbo	10	22.2
579 80 73-40	125	Segmented	Turbo	10	22.2
579 80 73-80	230	Segmented	Turbo	10	22.2
<b>S 45</b>					
579 80 75-80	230	Segmented	Turbo /Flat	10	22.2
<b>S 50</b>					
579 80 79-30	115	Segmented	Turbo /Flat	10	22.2
579 80 79-40	125	Segmented	Turbo /Flat	10	22.2
579 80 79-50	150	Segmented	Turbo /Flat	10	22.2
579 80 79-51	150	Segmented	Turbo /Flat	10	30.0
579 80 79-60	180	Segmented	Turbo /Flat	10	22.2
579 80 79-80	230	Segmented	Turbo /Flat	10	22.2
<b>S 65</b>					
579 80 80-80	230	Segmented	Turbo /Flat /Flat +	10	22.2
<b>S 90</b>					
579 80 81-40	125	Segmented	Flat	10	22.2
<b>FR3 RESCUE</b>					
577 10 36-01	115	Segmented	—	—	22.2
574 85 37-01	125	Segmented	—	—	22.2
574 85 38-01	230	Segmented	—	—	22.2



**Husqvarna Tacti-Cut angle grinder blades.**

Quality blades optimized for less intensive professional cutting in most materials.

PRODUCT NUMBER	DIAMETER, MM	BLADE GEOMETRY	SEGMENT SHAPE	SEGMENT HEIGHT, MM	BORE, MM
<b>S 4</b>					
579 81 96-30	115	Continuous	Flat	10	22.2
579 81 96-40	125	Continuous	Flat	10	22.2
579 81 96-80	230	Continuous	Flat	10	22.2
<b>S 35</b>					
579 82 04-30	115	Continuous	Turbo	10	22.2
579 82 04-40	125	Continuous	Turbo	10	22.2
579 82 04-80	230	Continuous	Turbo	10	22.2
<b>S 50</b>					
579 81 92-30	115	Segmented	Flat	10	22.2
579 81 92-40	125	Segmented	Flat	10	22.2
579 81 92-60	180	Segmented	Flat	10	22.2
579 81 92-80	230	Segmented	Flat	10	22.2
<b>S 65</b>					
579 82 05-30	115	Jointed segments	Turbo/Flat +	9	22.2
579 82 05-40	125	Jointed segments	Turbo/Flat +	9	22.2
579 82 05-80	230	Jointed segments	Turbo/Flat +	9	22.2

**Husqvarna Vari-Grind cup wheels.**

Premium cup wheels for professional use, providing efficient grinding in all materials.

PRODUCT NUMBER	DIAMETER, MM	SEGMENT HEIGHT, MM	CONNECTOR	CUP GEOMETRY
<b>G 35</b>				
579 82 11-01	100	5	22.2 / M	Fan
579 82 11-30	115	5	22.2 / M	Fan
579 82 11-40	125	5	22.2 / M	Fan
579 82 11-50	150	5	19.0	Fan
579 82 11-60	180	5	22.2	Fan
<b>G 45</b>				
579 82 13-30	115	5	22.2 / M	Single row
579 82 13-40	125	5	22.2 / M	Single row
579 82 13-60	180	5	22.2	Single row
<b>G 50</b>				
579 82 14-30	115	5	22.2 / M	Turbo
579 82 14-40	125	5	22.2 / M	Turbo
579 82 14-60	180	5	22.2	Turbo
<b>G 65</b>				
579 82 15-30	115	5	22.2 / M	Double row
579 82 15-40	125	5	22.2 / M	Double row
579 82 15-60	180	5	22.2	Double row

**Husqvarna Tacti-Grind cup wheels.**

Quality cup wheels developed for less intensive use, offering good price performance.

PRODUCT NUMBER	DIAMETER, MM	SEGMENT HEIGHT, MM	CONNECTOR	CUP GEOMETRY
<b>G 45</b>				
582 23 89-30	115	5	22.2	Single row
582 23 89-40	125	5	22.2	Single row
582 23 89-60	180	5	22.2	Single row
<b>G 50</b>				
582 24 22-30	115	5	22.2	Turbo
582 24 22-40	125	5	22.2	Turbo
582 24 22-60	180	5	22.2	Turbo
<b>G 65</b>				
582 24 23-30	115	5	22.2	Double row
582 24 23-40	125	5	22.2	Double row
582 24 23-60	180	5	22.2	Double row

# STURDY, RELIABLE SAWS FOR TILE AND MASONRY, BUILT TO TACKLE YOUR WORKDAY CHALLENGES

Husqvarna table saws are efficient, highly portable and easy to use whether you're cutting large bricks or small tiles. For us it's vital that there's a perfect match between the material, the machine and the diamond tool. So you can always cut with maximum precision.



**STURDY** The single-piece frame with integrated conveyor rails gives great rigidity and provides longer product life.

**RELIABLE** The powerful and reliable motor provides excellent productivity and long product life.

## Range overview.

The range of Husqvarna table saws consists of 8 models optimized for different applications.

**MASONRY SAWS** Husqvarna masonry saws are developed for efficient and precise cutting of all kinds of bricks and building blocks. Their sturdy, rigid design make them stable enough to cut large, heavy blocks. Transport, set up and handling is easily done by one person.



TS 400 F



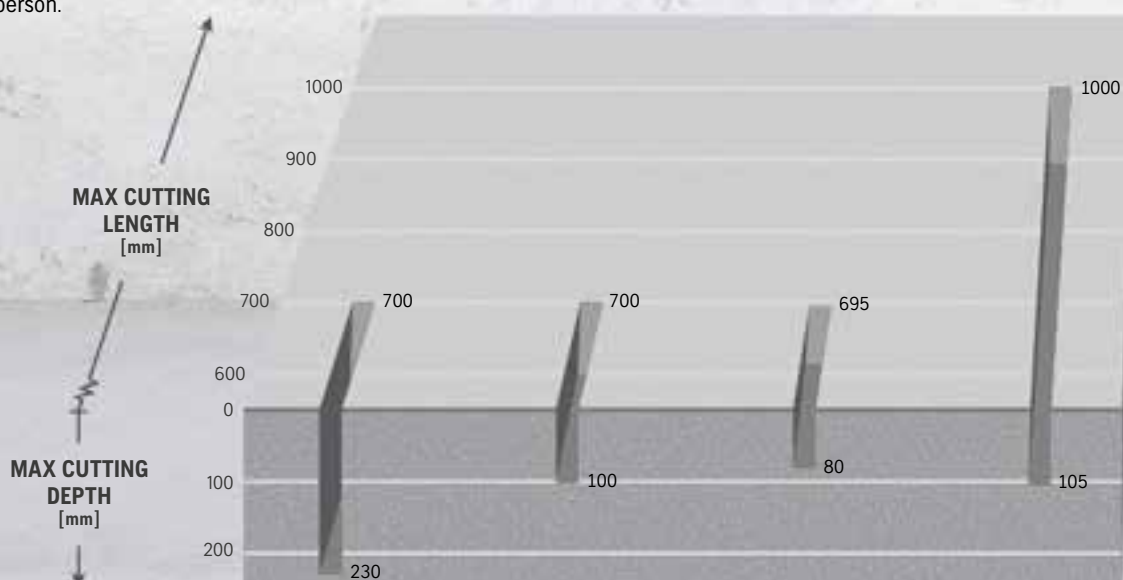
TS 350 E



TS 300 E



TS 100 R





**DIVERSE SAWING** With TS 60 you can do plunge, mitre and angled cuts.

**HUSQVARNA TS 60** is equipped with the innovative and patented Water Containment System, which means the water and slurry stay in the cart and are recycled during cutting. By way of a stream of water that passes through the trench in the cart, slurry is minimized and the area around the saw stays clean and free of water spray.



TS 230 F



TS 73 R

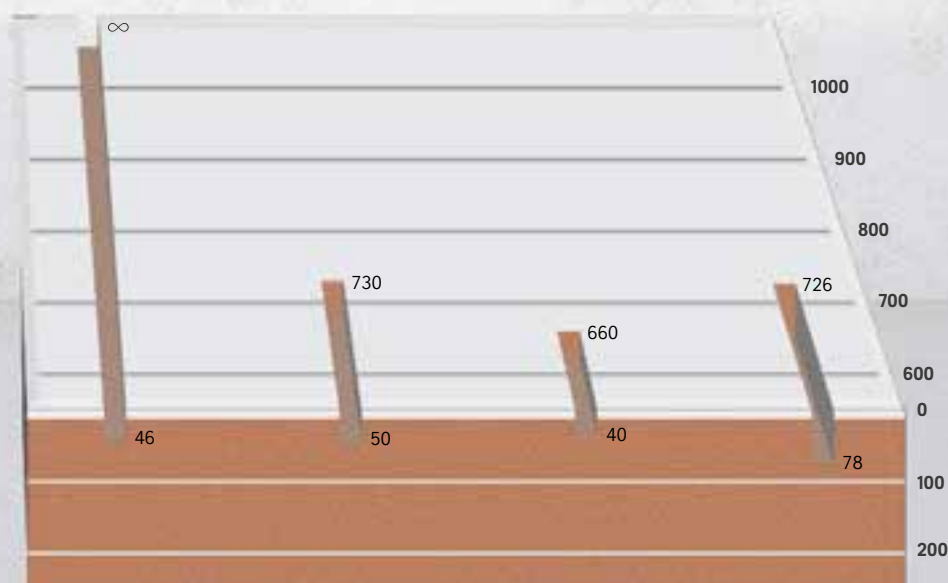


TS 66 R



TS 60

**TILE SAWS** Husqvarna tile saws are developed for efficient and precise cutting of all kinds and sizes of tiles. They are equipped with easy to use guiding devices for precision angle cutting. Transport, set-up and operation are easily managed by one person.



For more information,  
visit [www.husqvarnacp.com](http://www.husqvarnacp.com)







MASONRY SAWS	TS 400 F	TS 350 E	TS 300 E	TS 100 R
<b>TECHNICAL SPECIFICATIONS</b>				
Power, W	1500/2200	1500/2200	2200	2200
Voltage, V	115/230/400	115/230/400	230/400	230/400
Cycles, Hz	50	50	50	50
Blade shaft, rpm	2800	2800	2800	2800
Max blade diameter, mm	400	350	300 (350)	350
Max depth of cut, mm	125/230	100	80 (100)	105
Max length of cut, mm	700	700	695	1000
Arbor size, mm	25.4	25.4	25.4	25.4
Dimensions (L×W×H), mm	1120×600×600	1120×600×600	1120×600×600	1400×840×1400
Weight, kg	96.0	92.0	82.0	106.0
<b>FEATURES</b>				
No volt release switch	●	●	●	●
Plunging head	●	●	●	●
Blade shaft wrench	●	●	●	●
Straight cutting guide	●	●	●	●
Water pump	●	●	●	●
Quick-connect electric pump	●	●	—	●
Transport wheels	4	2	—	—
Angle cutting guide	●	●	—	—
Quick disconnect flange	●	—	—	—
Folding legs	●	●	●	—
Blade adaptation 300–350 mm	●	●	●	—
Blade adaptation 300, 350 and 400 mm	●	—	—	—
<b>ARTICLE INFORMATION</b>				
	965 14 81–01, 230 V, 1-phase, high-quality blade	965 14 80–01, 230 V, 1-phase, high-quality blade	965 15 46–01, 230 V, 1-phase	965 15 40–02, 230 V, 1-phase, high-quality blade
	965 14 81–07, 110 V, 1-phase, high-quality blade	965 14 80–03, 110 V, 1-phase, high-quality blade	965 15 46–04, 230 V, 1-phase, high-quality blade	
			965 15 46–03, 230 V, 1-phase, high-quality blade	



TILE SAWS	TS 230 F	TS 73 R	TS 66 R	TS 60
<b>TECHNICAL SPECIFICATIONS</b>				
Power, W	800	1000	800	1800
Voltage, V	115/230	115/230	230	230
Cycles, Hz	50	50	50	50
Max blade diameter, mm	230	230	200	254
Max depth of cut, mm	46/37*	50/100	40	78/45*
Max length of cut, mm	—	730	660	726
Arbor size, mm	25.4	25.4	25.4	16
Dimensions (L×W×H), mm	630×520×330	1060×575×600	950×480×490	932×700×468
Weight, kg	16.5	47.0	41.0	36.0
<b>FEATURES</b>				
Blade shaft wrench	●	●	●	●
Angle cutting guide	●	●	●	●
Adjustable cutting guide	●	●	●	●
Water pump	—	●	●	●
Plunging head	—	●	●	●
Side extension for table	—	●	●	●
Incl. blade with continuous rim	●	●	●	●
<b>ARTICLE INFORMATION</b>				
	965 15 36-01, 230 V	965 15 38-02, 230 V	965 15 37-01, 230 V	966 61 07-02, 230 V
	965 15 36-02, 115 V	965 15 38-01, 115 V		

\*At 45° miter cut.







1 Quick connection nut for blade, for easy installation of the blade



2 Angle cutting guide for TS 300 E



3 Angle cutting guide for TS 73 R

4 Complete cutting guide and angle cutting guide



9 Foldable trestle for easier working conditions



5 Sharpening block, 2 sides



6 Differential power cord



7 Side support



8 Wheels for stand



10 Laser guide kit (TS 400 F)

## Husqvarna TS 400 F.

ACCESSORIES AND SPARE PARTS		
1	Quick connection nut for blade	543 04 33-57
2	Angle cutting guide	543 04 61-46
5	Sharpening block, 2 sides	543 05 91-20
6	Differential power cord, PRCD, 1-phase 16 A-30 mA	543 04 14-10
10	Laser guide kit	540 06 62-01
	Plug for tank	543 04 60-51
	Water pump, 230/400 V	587 49 22-01
	Water pump, 110 V	587 49 22-04

## Husqvarna TS 350 E.

ACCESSORIES AND SPARE PARTS		
1	Blade nut	543 85 01-75
2	Angle cutting guide	543 04 61-46
5	Sharpening block, 2 sides	543 05 91-20
6	Differential power cord, PRCD, 1-phase 16 A-30 mA	543 04 14-10
	Plug for tank	543 04 60-51
	Water pump, 230/400 V	587 49 22-01
	Water pump, 110 V	587 49 22-04
	Wrench, blade nut	543 04 59-00

## Husqvarna TS 300 E.

ACCESSORIES AND SPARE PARTS		
1	Blade nut	543 85 01-75
2	Angle cutting guide	543 04 61-46
5	Sharpening block, 2 sides	543 05 91-20
6	Differential power cord, PRCD, 1-phase 16 A-30 mA	543 04 14-10
	Plug for tank	543 04 60-51
	Water pump, 230/400 V	587 49 22-03
	Wrench, blade nut	543 04 34-50

## Husqvarna TS 100 R.

ACCESSORIES AND SPARE PARTS		
1	Blade nut	543 85 01-75
5	Sharpening block, 2 sides	543 05 91-20
6	Differential power cord, PRCD, 1-phase, 16 A-30 mA	543 04 14-10
	Plug for tank	543 04 60-51
	Water pump, 230/400 V	587 49 22-03
	Wrench, blade nut	543 06 64-23

## Husqvarna TS 230 F.

ACCESSORIES AND SPARE PARTS		
1	Blade nut	501 17 99-01
2	Angle cutting guide	543 04 62-73
4	Complete cutting guide	543 04 62-74
5	Sharpening block, 2 sides	543 05 91-20
6	Differential power cord, PRCD, 1-phase 16 A-30 mA	543 04 14-10
9	Trestle	543 07 20-29

## Husqvarna TS 73 R.

ACCESSORIES AND SPARE PARTS		
1	Blade nut	543 07 20-02
3	Angle cutting guide	543 06 98-41
5	Sharpening block, 2 sides	543 05 91-20
6	Differential power cord, PRCD, 1-phase 16 A-30 mA	543 04 14-10
7	Side support	544 94 53-01
	Plug water tray	543 04 60-51
	Water pump, 230 V	587 49 22-02
	Water pump, 115 V	587 49 22-05
	Wrench, blade nut	543 04 58-95

## Husqvarna TS 66 R.

ACCESSORIES AND SPARE PARTS		
1	Blade nut	543 85 03-28
5	Sharpening block, 2 sides	543 05 91-20
6	Differential power cord, PRCD, 1-phase 16 A-30 mA	543 04 14-10
	Water pump	543 04 05-03

## Husqvarna TS 60.


ACCESSORIES AND SPARE PARTS		
5	Sharpening block, 2 sides	543 05 91-20
8	Wheels for stand	577 94 71-01
	Water pump, 230 V	577 52 01-05
	Water pump, 120 V	525 82 56-03

For complete list of spare parts see Illustrated Part List (IPL) on our web site.



# DIAMOND BLADES FOR MASONRY AND TILE SAWING

Developed for intensive use, this professional range is optimized for particularly demanding work environments and materials, from hard ceramic tiles to highly abrasive low-density bricks and blocks. The features originate in our global experience of heavy-duty jobs. The blade range accommodates several low-noise core blades with a special steel core that reduces noise by 50% compared to regular blades, highly recommended by operators as well as people nearby.



See pages 14–15 for more information.



ELITE-CUT

TACTI-CUT

PRODUCT	ELITE-CUT			TACTI-CUT
	GS 1	GS 2	GS 50	GS 2
SEGMENT SHAPE				
MATERIAL				
Glass	● ● ●	—	—	—
Hard tiles, porcellanato	—	● ● ●	—	● ● ●
Ceramic tiles	—	● ● ●	●	● ● ●
Granite, hard	—	● ● ●	●	●
Marble	—	● ● ●	●	●
Granite, soft	—	● ●	● ●	● ●
Concrete	—	—	● ● ●	—
Brick	—	—	● ● ●	—
Abrasive materials	—	—	● ●	—
RECOMMENDED EQUIPMENT				
	TS 230 F, TS 73 R, TS 66 R, TS 60	TS 350 E, TS 300 E, TS 100 R, TS 230 F, TS 73 R, TS 66 R, TS 60	TS 400 F, TS 350 E, TS 300 E	TS 350 E, TS 300 E, TS 100 R, TS 230 F, TS 73 R, TS 66 R, TS 60

● ● ● = Optimal ● ● = Good ● = Acceptable — = Not recommended

### Husqvarna Elite-Cut table saw blades.

Professional tile and masonry sawing blades with a very wide window of application to cut most materials.

PRODUCT NUMBER	DIAMETER, MM	BLADE GEOMETRY	SEGMENT SHAPE	SEGMENT HEIGHT, MM	BORE, MM	OTHER
<b>GS1</b>						
579 80 32-60	180	Continuous	Flat	10.0	25.4	—
579 80 32-80	230	Continuous	Flat	10.0	25.4	—
<b>GS2</b>						
579 80 34-60	180	Continuous	Flat	10.0	25.4	Silence core
579 80 34-70	200	Continuous	Flat	10.0	25.4	Silence core
579 80 34-80	230	Continuous	Flat	10.0	25.4	Silence core
579 80 34-90	250	Continuous	Flat	10.0	25.4	Silence core
579 79 81-10	300	Continuous	Flat	10.0	25.4	Silence core
579 79 81-20	350	Continuous	Flat	10.0	25.4	Silence core
<b>GS50</b>						
579 80 4110	300	Segmented	Flat	12.0	25.4	Silence core
579 80 41-20	350	Segmented	Flat	12.0	25.4	Silence core
579 80 41-30	400	Segmented	Flat	12.0	25.4	Silence core
579 80 41-60	500	Segmented	Flat	12.0	25.4	—
579 80 41-70	600	Segmented	Flat	12.0	25.4	—
579 80 41-80	900	Segmented	Flat	12.0	60.0	—
579 80 41-90	1000	Segmented	Flat	12.0	60.0	—

\*Blade diameters are nominal.

### Husqvarna Tacti-Cut table saw blades.

Quality tile sawing blades developed for less intensive professional use, providing a good balance between performance and price.

PRODUCT NUMBER	DIAMETER, MM	BLADE GEOMETRY	SEGMENT SHAPE	SEGMENT HEIGHT, MM	BORE, MM
<b>GS2</b>					
579 80 36-40	125	Continuous	Flat	10.0	22.2
579 80 36-60	180	Continuous	Flat	10.0	25.4
579 80 36-80	230	Continuous	Flat	10.0	25.4
579 80 36-91	250	Continuous	Flat	10.0	25.4
579 83 90-10	300	Continuous	Flat	10.0	25.4

\*Blade diameters are nominal.



# HIGH PERFORMANCE, COMPACT SIZE ROBOTS FOR SAFE DEMOLITION

Our remote-controlled demolition robots are the very latest in demolition machines, featuring high power, low weight and functional design. They are the obvious choice for users who want manoeuvrable yet highly powerful, stable machines with long reach. Our DXR machines have a modern and easy-to-use remote control, with unrivaled user-friendliness and well-considered design. All this, combined with our experience, know-how and global presence mean you are also assured of highly accessible and competent service and support.



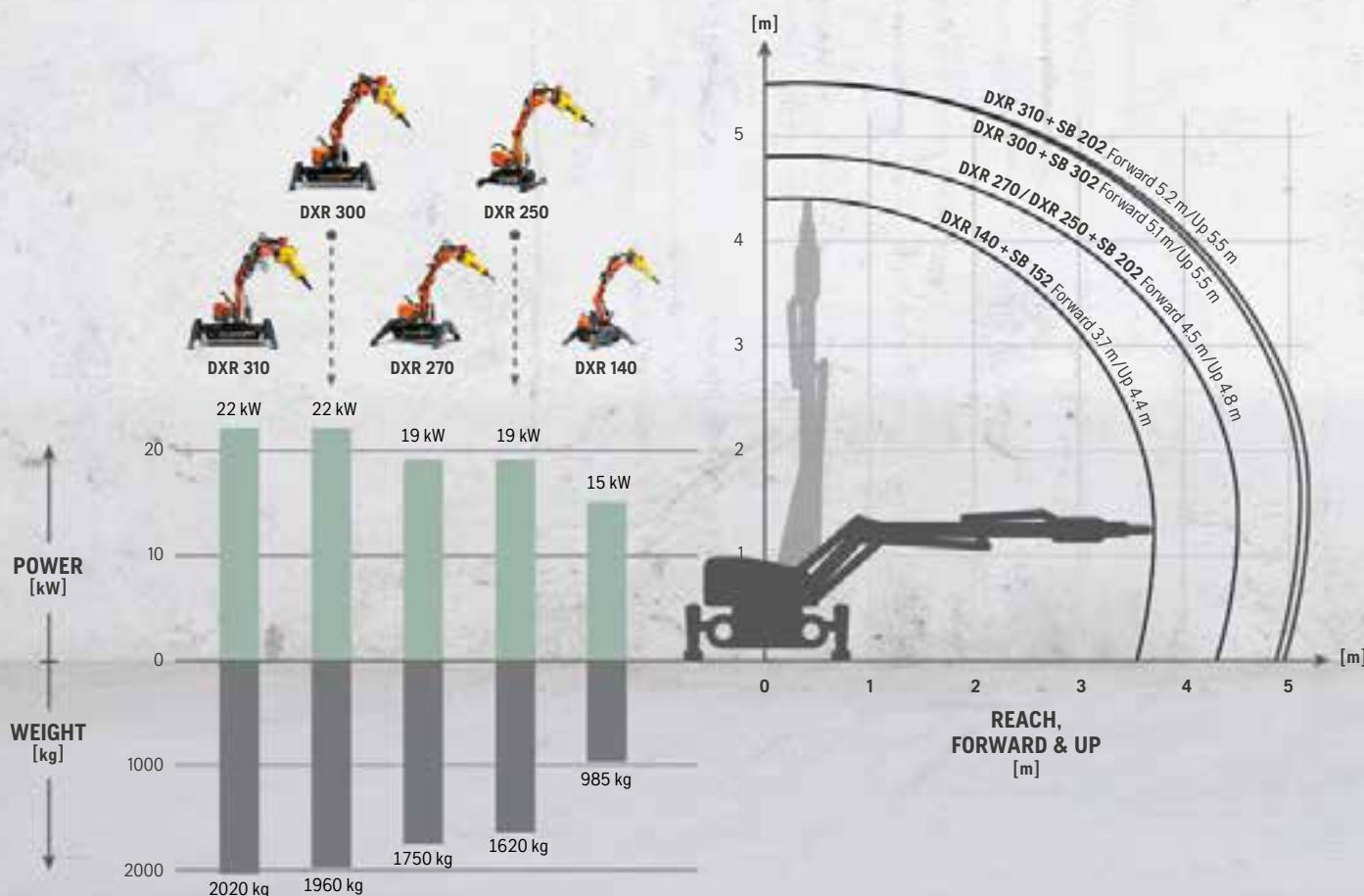
For more information,  
visit [www.husqvarnacp.com](http://www.husqvarnacp.com)

**DXR USER GUIDE** See Husqvarna  
DXRs in action and learn how to master  
them at [www.dxruserguide.com](http://www.dxruserguide.com)



## Range overview.

The range of Husqvarna demolition robots consists of five basic models, from the 15 kW DXR 140 with 360°+ rotating arm to the 22 kW DXR 310 with telescopic arm. Weights range from 985 kg to 2020 kg. With the feature packages, the DXR range is available in 17 different variants. For maximum productivity, choose the optimal configuration for your kind of operation.



**COMPACT** The narrow width allows the machine to pass through standard door openings. The low height provides good visibility over the machine when you work, making operation more efficient and safer as well as lowering the machine's centre of gravity. The outriggers have extra wide span for superior stability and high workload.

**AGILE** Husqvarna DXR 140 demolition robot has one particularly smart feature: its arm can rotate 360 degrees, like a tank turret. This gives it excellent reach, so you can work more efficiently without moving the robot, once it's securely positioned on its outriggers.

**WIRELESS** The remote control for the Husqvarna DXR is one of the market's most modern and easy-to-use model, delivering a unique user-friendly and well-considered design. It controls everything the machine does, simply and conveniently. The control box is equipped with a 3.5-inch colour display that is easy to read and uses industrial Bluetooth technology.

**PRODUCTIVE** These machines have a high power-to weight ratio. They are easy to operate thanks to smart functional design, innovative engineering and hi-tec technology. They move quickly into position and are ready to start work without time-consuming preparation.



# FACTORY-INSTALLED FEATURE PACKAGES FOR ADDED PRODUCTIVITY

Now you can order your Husqvarna DXR to be delivered with additional features for increased precision, performance and protection. Installing these packages in the clean factory environment saves time and money and maximizes the quality of the installation. Three feature packages are currently available from the factory: P1, P2 and P3. (The included components are also available for aftermarket installation.) Visit [www.husqvarnacp.com](http://www.husqvarnacp.com) for more information.

## HYDRAULIC FEATURE (P1)

## ENHANCED COOLING (P2)


## HEAT PROTECTION (P3)



### ENHANCED COOLING (P2)

Allows the DXR to work continuously with full power in higher ambient temperatures, enabling higher productivity in various applications such as cement kilns and steel factories. Available for DXR 310, DXR 300, DXR 270 and DXR 250

P2



### HYDRAULIC FEATURE (P1)

Allows the operator to precisely control one extra hydraulic function, such as axial rotation of grapplers and shearer. Also includes protection shields for the outer hydraulic cylinders. Available for all DXR models.



Hydraulic kit for extra functions

Cylinder protection kit (C2+C3)

Attachment kit cooling package

Hose protection

Fire resistant hydraulic oil

Steel tracks

Steel feet

Cooling extension kit for hammer

Heat protection kit for SB202/  
SB302 (ordered separately)

● ●	● ●								
●	●	● ●							
●	●	●	● ●	●	● ●	● ●	● ●	● ●	● ●

● = Factory installation

● = Aftermarket installation

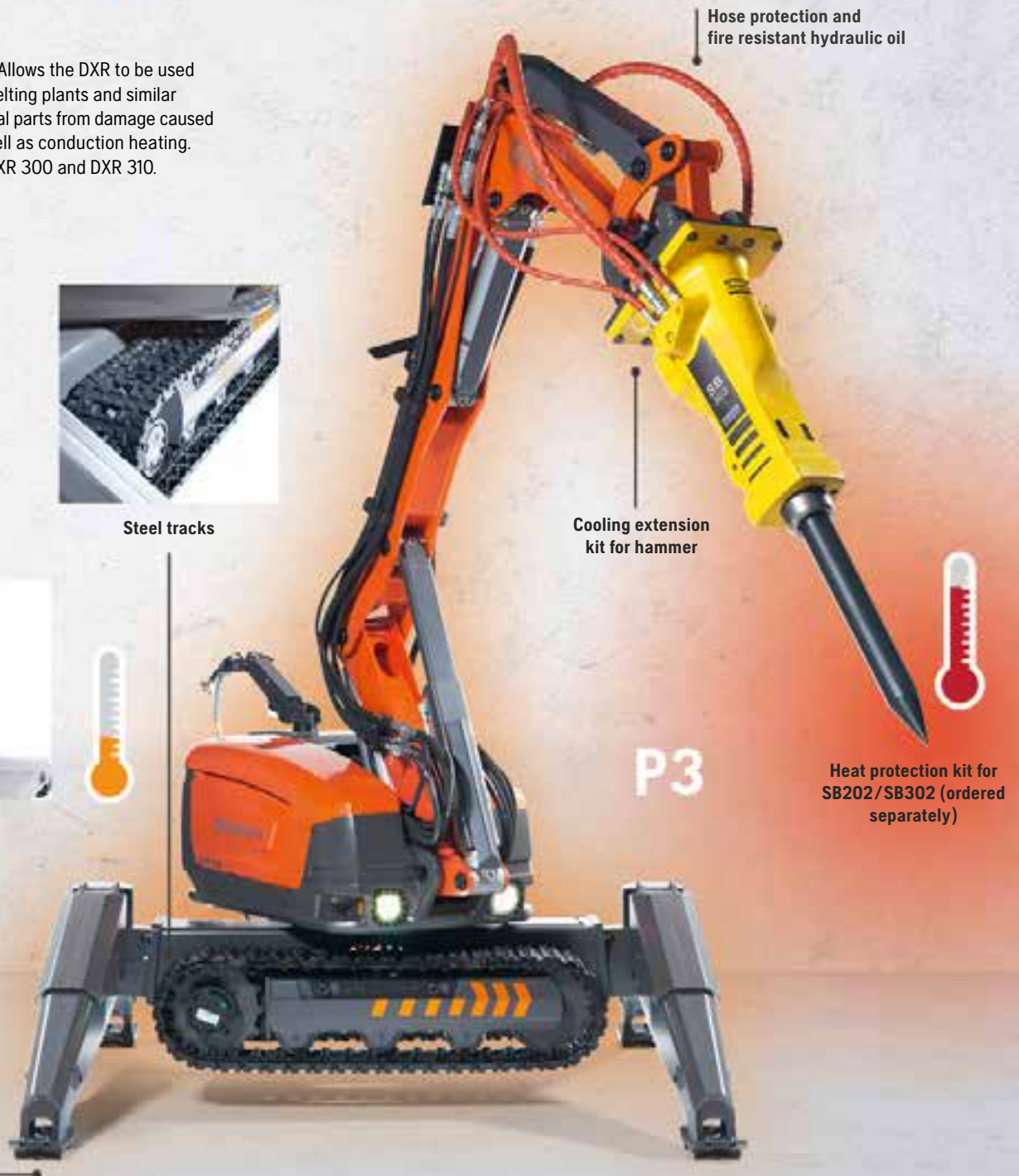
**HEAT PROTECTION (P3)** Allows the DXR to be used for de-slagging in hot melting plants and similar applications. Protects vital parts from damage caused by radiant heating as well as conduction heating. Available for DXR 270, DXR 300 and DXR 310.



Steel tracks



Steel feet





DEMOLITION ROBOTS	DXR 310	DXR 300
<b>TECHNICAL SPECIFICATIONS</b>		
Power, kW	22	22
Weight, kg	2020	1960
Reach up/forward, m*	5.5/5.2	5.5/5.1
Dozer blade/outriggers	Outriggers	Outriggers
Telescopic/non telescopic	Telescopic	Non telescopic
Flow 50/60 Hz, l/min	75	75
System pressure, nominal max, Bar	200	200
System pressure, increased max, Bar	250	250
Variable flow to tools and system, l/min	0-75	0-75
Pump type	Variable load-sensing axial piston pump	Variable load-sensing axial piston pump
Width, machine body, mm	780	780
Length, machine body, mm	2057 (incl. outriggers)	2057 (incl. outriggers)
Height, machine body, mm	1035	1035
Remote control	Portable	Portable
Communication	Bluetooth or cable	Bluetooth or cable
Range, radio	Up to 100 m	Up to 100 m
<b>ARTICLE INFORMATION</b>		
	965 99 53-02	967 19 56-01
	965 99 53-06, incl. hydraulic feature package (P1)	967 19 56-02, incl. hydraulic feature package (P1)
	965 99 53-07, incl. cooling package (P2)	967 19 56-03, incl. cooling package (P2)
	965 99 53-08, incl. heat protection package (P3)	967 19 56-04, incl. heat protection package (P3)

\*Reach measured on machine with breaker SB 302 (DXR 300), SB 202 (DXR 310, DXR 270, DXR 250), SB 152 (DXR 140), from centre of rotation to tip of breaker, with machine's arm at maximum extension.



DXR 270	DXR 250	DXR 140
19	19	15
1750	1620	985
4.8/4.5	4.8/4.5	4.4/3.7
Outriggers	Dozer blade	Outriggers
Non telescopic	Non telescopic	Non telescopic
65	65	52
200	200	200
250	250	250
0–65	0–65	0–52
Variable load-sensing axial piston pump	Variable load-sensing axial piston pump	Variable load-sensing axial piston pump
780	780	771
2057 (incl. outriggers)	1695 (incl. dozer blade)	1614 (incl. outriggers)
1035	1035	854
Portable	Portable	Portable
Bluetooth or cable	Bluetooth or cable	Bluetooth or cable
Up to 100 m	Up to 100 m	Up to 100 m
967 19 55–01 967 19 55–02, incl. hydraulic feature package (P1) 967 19 55–03, incl. cooling package (P2) 967 19 55–04, incl. heat protection package (P3)	966 04 25–03 966 04 25–04, incl. hydraulic feature package (P1) 966 04 25–05, incl. cooling package (P2)	966 52 93–02 966 52 93–06, incl. hydraulic feature package (P1)





CRUSHERS	DCR 300	DCR 100	COMMENT
<b>TECHNICAL SPECIFICATIONS</b>			
Weight, kg	274	192	
Max jaw opening, mm	430	425*/325**	
Crushing force, kN/t	440/45	335/34 317/32	Max power at the tips (in max opening position, crushing start)
Operation depth, mm	200	193**	Large depth which gives high operation efficiency
Rebars size, mm	30	28	
<b>RECOMMENDED FOR</b>	DXR 310/300/270/250	DXR 140	
<b>ARTICLE INFORMATION</b>			
	966 78 64-01, incl. hoses and adapter plate	966 78 63-01, incl. hoses and adapter plate	

\*Pins in outer pos. \*\*Pins in inner pos.



Crusher pad for DCR 300



Crusher pad for DCR 100

STEEL SHEARER	DSS 200
<b>TECHNICAL SPECIFICATIONS</b>	
Weight, kg	185
Max jaw opening, mm	200
Max crushing force, kN/t	841/85.7
Operation depth, mm	135
<b>MAX SHEAR DIMENSIONS</b>	
▮ Beams/profiles, mm/inch	IPE 120 (120 × 64/4.7 × 2.5)
■ Square iron, mm/inch	30 × 30/1.18 × 1.18
○ Pipe, mm/inch	75 × 5.0/2.95 × 0.20
□ Square pipe, mm/inch	60 × 60 × 5.0/2.4 × 2.4 × 0.2
└ U-beam, mm/inch	UPE 100 (55 × 100/2.2 × 3.9)
<b>RECOMMENDED FOR</b>	DXR 310/300/270/250/140
<b>ARTICLE INFORMATION</b>	
	967 27 80-01, incl. hoses and adapter plate

<b>ACCESSORIES DCR 300</b>	
Crusher pad	579 02 65-01
<b>SPARE PARTS DCR 300</b>	
Crusher tip	579 01 85-01
Rebar cutting edge	579 00 93-01
<b>ACCESSORIES DCR 100</b>	
Crusher pad	579 02 66-01
<b>SPARE PARTS DCR 100</b>	
Rebar cutting edge	579 02 42-01
<b>SPARE PARTS DSS 200</b>	
Cutting blade, straight	587 01 94-01
Cutting blade, curved	587 01 95-01



BUCKETS	DXR 310/300/270/250			DXR 140		
	WIDE	STANDARD	NARROW	WIDE	STANDARD	NARROW
<b>TECHNICAL SPECIFICATIONS</b>						
Weight, kg	90	70	50	60	58	50
Width, mm	770	520	300	770	520	300
Volume, l	105	85	40	60	55	40
<b>ARTICLE INFORMATION</b>						
	587 97 57-01	587 31 07-01	587 31 08-01	587 31 09-01	587 31 10-01	587 31 08-02



MULTI GRAPPLER	MG 200	MG 100
<b>TECHNICAL SPECIFICATIONS</b>		
Weight, kg	175	90
Max jaw opening, mm	750	600
Force, kN/t	15/1.5	5.9/0.6
Width, mm	450	300
<b>RECOMMENDED FOR</b>		
	DXR 310/300/270/250	DXR 140
<b>ARTICLE INFORMATION</b>		
	586 74 30-01, incl. hoses and adaptor plate	586 74 29-01, incl. hoses and adaptor plate



BREAKERS	SB 302	SB 202	SB 152
<b>TECHNICAL SPECIFICATIONS</b>			
Weight, kg	300	200	140
<b>RECOMMENDED FOR</b>			
	DXR 300	DXR 310/300/270/250	DXR 140
<b>ARTICLE INFORMATION</b>			
	586 50 13-01, incl. hoses and adaptor plate	522 48 24-01, incl. hoses and adaptor plate	576 18 91-01, incl. hoses and adaptor plate



Chisel cross



Chisel wide



Chisel moll point

ACCESSORIES SB 302	
Heat protection kit for breaker	586 70 28-01
Chisel cross, 80 cm	586 50 11-01
Chisel wide, 77 cm	586 50 12-01
Chisel moll point, 80 cm	586 50 10-01
Chisel moll point, long, 100 cm	586 50 10-02
Dust reduction kit, hammer	583 80 72-02

ACCESSORIES SB 202	
Heat protection kit for breaker	586 70 26-01
Chisel cross, 60 cm	522 86 95-02
Chisel wide, 65 cm	522 86 95-03
Chisel moll point, 60 cm	522 86 95-01
Chisel moll point, long, 90 cm	522 86 95-04
Dust reduction kit, hammer	583 80 72-02

ACCESSORIES SB 152	
Chisel cross, 51 cm	576 63 35-02
Chisel wide, 48 cm	576 63 35-03
Chisel moll point, 51 cm	576 63 35-01
Dust reduction kit, hammer	583 80 72-01



NEW

DRUM CUTTER	DC 200
<b>TECHNICAL SPECIFICATIONS</b>	
Service weight, kg	200
Total width cutting head, mm	500
Diameter of cutter drum, mm	240
Number of picks, pcs	56
Maximum cutting force @ 350 bar, kN	12.6
Maximum torque @ 350 bar, kNm	1.4
Maximum rock hardness, MPA	25
<b>RECOMMENDED FOR</b>	
	DXR 310 / 300 / 270 / 250 / 140
<b>ARTICLE INFORMATION</b>	
	583 80 70-01, incl. hoses and adaptor plate

## Husqvarna DXR 310/ DXR 300/ DXR 270/ DXR 250.

ACCESSORIES DXR 310		
1	Hydraulic kit for extra functions*	576 37 31-01
2	Cylinder protection kit (C2 + C3)	586 70 13-01
3	Attachment kit cooling package	586 70 25-01
4	Attachment kit heat protection package**	586 70 29-01
5	Steel track, 1 pcs***	579 21 73-01
6	Dust reduction kit, machine	583 80 71-04
7	Tool drain kit	583 80 73-04
8	Waist belt, remote control	501 79 31-01
9	Service controller	587 73 82-01
	Harness	501 79 30-01

ACCESSORIES DXR 300		
1	Hydraulic kit for extra functions*	581 80 87-01
2	Cylinder protection kit (C2 + C3)	586 70 21-01
3	Attachment kit cooling package	586 70 25-01
4	Attachment kit heat protection package**	586 70 30-01
5	Steel track, 1 pcs***	579 21 73-01
6	Dust reduction kit, machine	583 80 71-03
7	Tool drain kit	583 80 73-03
8	Waist belt, remote control	501 79 31-01
9	Service controller	587 73 82-01
	Harness	501 79 30-01

ACCESSORIES DXR 270		
1	Hydraulic kit for extra functions*	581 80 86-01
2	Cylinder protection kit (C2 + C3)	586 70 21-01
3	Attachment kit cooling package	586 70 27-01
4	Attachment kit heat protection package**	586 70 31-01
5	Steel track, 1 pcs***	579 21 73-01
6	Dust reduction kit, machine	583 80 71-02
7	Tool drain kit	583 80 73-02
8	Waist belt, remote control	501 79 31-01
9	Service controller	587 73 82-01
	Harness	501 79 30-01

ACCESSORIES DXR 250		
1	Hydraulic kit for extra functions*	581 80 86-01
2	Cylinder protection kit (C2 + C3)	586 70 21-01
3	Attachment kit cooling package	586 70 25-01
5	Steel track, 1 pcs***	579 21 73-01
6	Dust reduction kit, machine	583 80 71-02
7	Tool drain kit	583 80 73-02
8	Waist belt, remote control	501 79 31-01
9	Service controller	587 73 82-01
	Harness	501 79 30-01

SPARE PARTS		
	Battery	587 31 16-01
	Battery charger	510 28 50-03
	Breaker grease	521 91 77-01
	Cable, remote control	510 28 20-01
	Oil filter	510 14 45-01
	Quick coupling grease, female	510 26 78-01
	Quick coupling grease, male	510 26 79-01
	Quick coupling tool, female	510 26 81-01
	Quick coupling tool, male	510 26 80-01
	Rubber foot	505 03 46-02
	Rubber tracks	505 26 87-01
	Socket 63 A (female)	531 11 71-32
	Socket 63 A (male)	510 27 77-01
	Steel foot kit	587 18 63-01

## Husqvarna DXR 140.

ACCESSORIES		
1	Hydraulic kit for extra functions*	584 30 13-01
2	Cylinder protection kit (C2 + C3)	586 70 20-01
6	Dust reduction kit, machine	583 80 71-01
7	Tool drain kit	583 80 73-01
8	Waist belt, remote control	501 79 31-01
9	Service controller	587 73 82-01
10	Counterweight	579 39 44-01
	Adaptor plate DSS 200	586 41 67-01
	Harness	501 79 30-01

SPARE PARTS		
	Battery	587 31 16-01
	Battery charger	510 28 50-03
	Breaker grease	521 91 77-01
	Cable, remote control	510 28 20-01
	Oil filter	574 71 39-01
	Quick coupling grease, female	510 26 78-01
	Quick coupling grease, male	510 26 79-01
	Quick coupling tool, female	510 26 81-01
	Quick coupling tool, male	510 26 80-01
	Rubber foot	505 03 46-02
	Rubber tracks	579 32 84-01
	Socket 32 A (female)	578 12 15-01
	Socket 32 A (male)	510 27 77-02
	Steel foot kit	587 18 63-01

\*Hydraulic kit for extra functions is necessary to be able to use the MG 200, MG 100 and DSS 200.

\*\*Oil not included.

\*\*\*Need to be shortened.



1 Hydraulic kit for extra function

2 Cylinder protection kit (C2+C3)



3 Attachment kit cooling package



4 Attachment kit heat protection package





5 Steel track



NEW

7 Tool drain kit



9 Service controller



NEW


6 Dust reduction, machine



8 Waist belt for remote control



10 Counterweight




Handwriting practice lines consisting of 24 horizontal dotted lines.

Handwriting practice lines consisting of 25 horizontal dotted lines.





 Husqvarna

DXR 140





Husqvarna Construction Products is a world leader when it comes to equipment and diamond tools for the construction and stone industry. We provide professional users all over the world with efficient and reliable equipment, so that they can be proud of a job well done. Proud professionals are our best reward.

[www.husqvarnacp.com](http://www.husqvarnacp.com)





 **Husqvarna**

[www.husqvarnacp.com](http://www.husqvarnacp.com)