



# **INDUSTRIAL CONCRETE FLOOR POLISHING AT HIPERTROWEL™ SPEED**

**HIPERTROWEL™ FLOOR POLISHING SYSTEM BY HUSQVARNA**  
FOR A BETTER WAY OF WORKING



# HIPERTROWEL™ – FAST POLISHING OF LARGE CONCRETE FLOORS

As a specialist in polishing concrete floors, you sometimes need a faster polishing method than using a planetary floor grinder. Especially when you're dealing with a really large, unobstructed area, where the surface flatness is already sufficient.

The Husqvarna Hipertrowel™ system is exactly the solution you're looking for. We combine our expertise in concrete floor polishing, our superior diamond tools and advanced driver technology for trowels to create a functional polished concrete floor obtained at the speed of ride-on trowel finishing.



UP  
**1000**  
PER



Production rates can vary significantly depending on the process chosen and the end-result you want to achieve. Also, size of the floor, concrete quality and hardness as well as obstacles on the floor impact productivity.



## WHAT TYPE OF PROJECTS ARE SUITABLE?

The Hipertrowel™ method is ideal for industrial floors from 500 m<sup>2</sup> and up. Both newly poured slabs and older, pre-existing floors can be processed with the Hipertrowel™ system.

## HIPERTROWEL™ IS THE IDEAL SOLUTION WHEN

- Time is the most critical parameter
- The surface is 500 m<sup>2</sup> or more
- There are no obstacles (pillars etc.)
- The floor does not need to be levelled
- No aggregate needs to be exposed
- Wet grinding is not an issue
- A good slurry management system is on site

## WHAT END-RESULT CAN YOU PRODUCE?

The Hipertrowel™ system allows you to produce a nicely salt and pepper-looking floor with a satin or glossy finish.

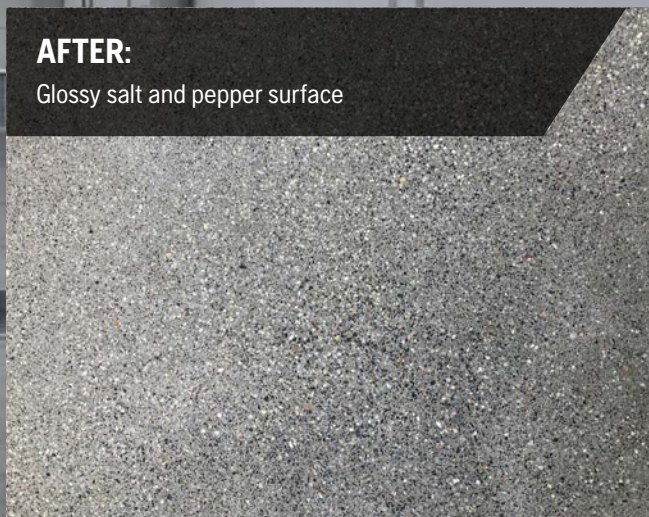
### BEFORE:

Trowelled concrete surface



### AFTER:

Glossy salt and pepper surface



**FAST INDUSTRIAL  
CONCRETE POLISHING**



# IT'S FAST AND EASY TO POLISH LARGE CONCRETE FLOORS WITH THE HIPERTROWEL™ SYSTEM

## HOW DOES IT WORK?

The Hipertrowel™ method is a wet polishing process in six steps (#30G – #600G), and three optional final steps (#800G – #3000G). Depending on the conditions of the floor, initial grinding and grouting with a planetary grinder might be recommended.



## TOOLS AND EQUIPMENT

Your Husqvarna retailer will provide you with a complete setup of Hiperflex TRW tool pads, chemicals, Hipertrowel™ gyro drivers and power trowel attachments. You'll also need a ride-on power trowel, a squeegee vacuum to collect the slurry and a water hose connected to a tap. For maintenance, we highly recommend the Husqvarna Hiperclean pad.

- Additional grit sizes are available
- To optimize the result, polish with a Hiperflex TRW pad as a final step
- For extra stain protection add Hiperguard™

## PROVIDED BY HUSQVARNA



Hiperflex TRW tool pads



Hipertrowel™ gyro drivers



Hipertrowel™ attachments A, B or C for your ride-on trowel



Hiperhard™ and Hiperguard™ chemicals



W70 P



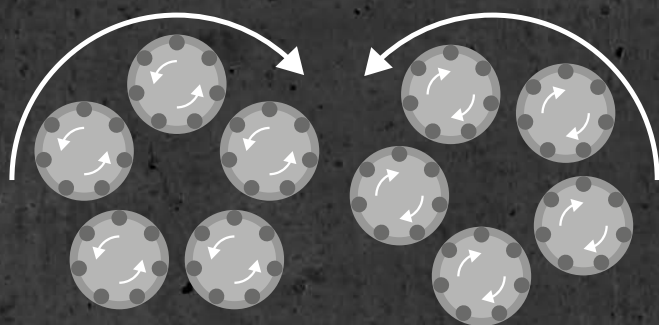
## YOU'LL ALSO NEED

- Ride-on power trowel, 36 or 48 inch
- Pressurized water tap
- Slurry disposal solution
- Wall protection plastic cover
- Autoscrubber



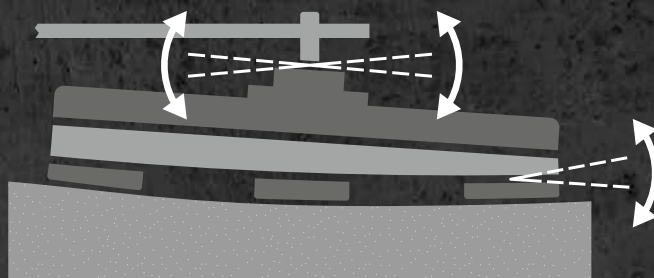
# FLEXIBLE GYRO DRIVER TECHNOLOGY FOR EXCELLENT RESULTS

All parts in the Hipertrowel™ system are interacting to secure that the whole floor is evenly polished by the diamond tools at each passage of the machine to create a homogenous finish of the floor.



## MULTI-ORBITAL ROTATION

The Hipertrowel™ gyro driver has a floating bearing mount that allows it to rotate independently of the trowel rotor. This solution enables a more efficient polishing process with a more consistent scratch pattern.




## MAXIMUM FLEXIBILITY

Both the Hipertrowel™ gyro driver and Hiperflex TRW tool pads are designed for maximum flexibility in all directions. This allows the diamond tool pucks to follow the floor surface in the high and low spots and create a homogenous salt and pepper finish.




## EVEN TOOL WEAR

The flexible polymer backing ring adjusts to unevenness of a floor and ensures an even wear on the pucks and ultimately a longer life of the tooling.



## HASSLE-FREE MAGNETIC MOUNT

The Hiperflex TRW tool pads are easy to mount securely underneath the Hipertrowel™ gyro drivers due to strong magnets connecting the pads to the driver.



## OPTIMIZED TOOL DESIGN

The proven technology of the renowned Hiperflex tools has been further developed to fit the demands of a ride-on power trowel. For example, the number and position of the pucks are calculated to ensure optimal results and maximize tool life.







# HUSQVARNA HIPERTROWEL™ SYSTEM COMPONENTS



	NAME	COLOUR	DESCRIPTION	DIAMETER, INCH/MM	PRODUCT NUMBER
1	Pad Driver	—	Driver + 4 screws	14 / 350	593 94 68-21
2	Attachment A	—	Mouting plate + rotary bearing	—	593 94 68-22
3	Attachment B	—	Mouting plate + rotary bearing	—	593 94 68-23
4	Attachment C	—	Mouting plate + rotary bearing	—	593 94 68-25
5	Hiperhard™, 20 l	—	Floor hardener	—	543 08 71-65
6	Hiperguard™ PE, 10 l	—	Floor protection	—	543 08 74-48
7	W 70 P	—	Slurry collector	—	967 66 47-04
8	Hiperflex TRW #30	Purple	Semi-metal pad #30	14 / 350	593 94 68-01
9	Hiperflex TRW #50	Dark Green	Semi-metal pad #50	14 / 350	593 94 68-13
10	Hiperflex TRW #100	Black	Semi-metal pad #100	14 / 350	593 94 68-14
11	Hiperflex TRW #200	Red	Semi-metal pad #200	14 / 350	593 94 68-15
12	Hiperflex TRW #400	Yellow	Semi-metal pad #400	14 / 350	593 94 68-16
13	Hiperflex TRW #600	Brown	Resin pad #600	14 / 350	593 94 68-17
14	Hiperflex TRW #800	White	Resin pad #800	14 / 350	593 94 68-18
15	Hiperflex TRW #1500	Blue	Resin pad #1500	14 / 350	593 94 68-19
16	Hiperflex TRW #3000	Grey	Resin pad #3000	14 / 350	593 94 68-20
17	Hiperclean TRW	Grey	Finishing pad	14 / 350	597 27 90-01



## POWER TROWEL ATTACHMENT CHART

POWER-TROWEL MANUFACTURER	MODEL NUMBERS	ROTOR / PAD DRIVER DIAMETER, INCH	NO OF PAD DRIVERS	GYRO DRIVER ATTACHEMENT
 Atlas Copco	BG740	36 / 14	8	Attachment A
	BG910	46 / 14	10	Attachment B
	BG920	46 / 14	10	Attachment B
 Allen	Edgers 900 / MP225 / MP235	36 / 14	8	Attachment A
	Pro 900 n-o / MP205 / MP215	36 / 14	8	Attachment A
	HP100 / HP200 / MP305 / MP315 / Pro 1200 (non-overlap) / SP400 / SP450	46 / 14	8	Attachment B
	HD530 / HDX600 / Pro1200 / MSP415 / 425 / 450 / 455 / 470 / 430 / 435 / 440 / 445 / 460 / SP400B / SP425	46 / 14	10	Attachment B
 Wacker Neuson	CRT36	36 / 14	8	Attachment A
	CRT36 (Inner bolt hole spacing)	36 / 14	8	Attachment A
	CRT46KHN	46 / 14	8	Attachment B
	CRT4825K	48 / 14	8	Attachment B
	CRT48	48 / 14	10	Attachment B
	CRT48 (Inner bolt hole spacing)	48 / 14	10	Attachment B
 Whitman / Multiquip	JTN / JWN	36 / 14	8	Attachment A
	HTH / HHN / HTX / HHX / HTN	48 / 14	10	Attachment B
	HTN (4-bladed model)	48 / 14	8	Attachment B
	HTXD6i / HTXG6DF / HTX6H	48 / 14	12	Attachment C
	STH / STX	60 / 14	12	Attachment C

## THE EXPERTS IN CONCRETE SURFACES AND FLOORS

Together with partners and contractors in the flooring industry, we are committed to developing polished concrete as a preferred flooring option. By further broadening our polishing offering, now even including the Hipertrowel™ system, we create more attractive alternatives for ever more great polished concrete flooring projects.







## APPLICATION KNOWLEDGE AND SUPPORT YOU CAN COUNT ON

Thanks to our extensive sales and service network, we are never far away when you need to consult a Husqvarna-trained floor polishing specialist or have any diamond tools or equipment delivered.

### CONTACT YOUR NEAREST HUSQVARNA HIPERTROWEL™ SYSTEM SPECIALIST

Visit our website [www.husqvarnacp.com](http://www.husqvarnacp.com) to find your nearest Husqvarna Service Center or authorized servicing dealer for Husqvarna Construction Products

 **Husqvarna**<sup>®</sup>  
[husqvarnacp.com](http://husqvarnacp.com)